



HAWKESBURY OPP DETACHMENT BOARD CONSEIL DU DÉTACHEMENT DE HAWKESBURY DE LA POLICE PROVINCIALE

HAWKESBURY OPP DETACHMENT DÉTACHEMENT DE HAWKESBURY DE LA POLICE PROVINCIALE

Q3 2025 | juillet, août et septembre | July, August & September

Chers membres du conseil de police,

Notre détachement a connu une excellente saison estivale

Notre unité maritime a effectué plus de 700 vérifications d'embarcations et cumulé 143 heures de patrouille sur nos voies navigables. Notre unité auxiliaire s'est classée parmi les trois meilleures de la province en matière d'engagement communautaire, totalisant un impressionnant 741 heures en seulement trois mois — une réalisation remarquable dont nous sommes extrêmement fiers.

Notre unité des crimes a résolu la série d'incendies criminels visant des pizzerias dans la ville de Hawkesbury, ainsi que plusieurs dossiers d'agression sexuelle.

Je tiens également à souligner l'excellent travail de l'agent Eric Mantha pour son engagement dans l'initiative VTT en partenariat avec les gardes forestiers et le Club de VTT de l'Est ontarien. Il s'agit d'un excellent exemple de collaboration avec d'autres organismes afin d'améliorer la sécurité publique. L'agent Mantha demeure très actif au sein de la communauté dans son rôle d'agent de liaison pour les crimes haineux.

Je souhaite aussi féliciter l'agent Sébastien Houle et l'équipe du peloton A pour leur travail exemplaire lors d'un programme RIDE sur le pont, qui a mené à la saisie de plus de 24 000 \$ de marijuana illégale. Nos activités d'application des lois routières et nos patrouilles à vélo ont également augmenté de façon significative, particulièrement lors de la rentrée scolaire en septembre.

Je suis extrêmement fier d'être de retour au détachement de Hawkesbury depuis la fin juin, et j'ai hâte à notre rencontre du 28 novembre 2025.

Dear Members of the Police Board,

Our detachment had an excellent summer season, and I'm pleased to share some highlights from our teams.

Our Marine Unit conducted over 700 vessel checks and logged 143 hours on our waterways. Our Auxiliary Unit ranked top three in the province for community engagement, contributing an outstanding 741 hours in just three months—an incredible achievement and something we are extremely proud of. Our Crime Unit successfully resolved the series of pizza-related arson incidents in the City of Hawkesbury, as well as multiple sexual assault investigations.

I would also like to recognize PC Eric Mantha for his strong engagement with the ATV initiative in partnership with the Wardens and the ATV Club of Eastern Ontario. This is an excellent example of collaboration with external agencies to enhance public safety. PC Mantha continues to be highly active in the community in his role as our Hate Crime Liaison Officer.

Additionally, PC Sébastien Houle and A Platoon are to be commended for their teamwork during a RIDE program on the bridge, which resulted in the seizure of over \$24,000 in illegal marijuana. Our traffic enforcement and bicycle patrols also increased significantly, especially with the return to school in September.

I am extremely proud to be back at the Hawkesbury Detachment since the end of June, and I look forward to our upcoming meeting on November 28, 2025.



INSP ANNE-CHRISTINE GAUTHIER

Commandante du détachement de Hawkesbury – Detachment Commander, Hawkesbury

URGENCE – EMERGENCY:

9-1-1

24/7 SERVICE:

1-888-310-1122

ADMINISTRATION:

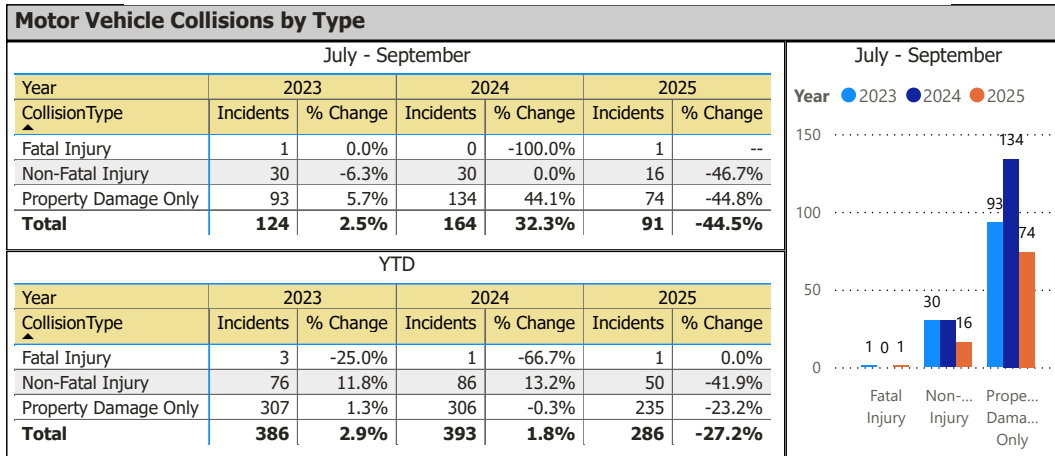
(613) 632-2729

MEDIAS SOCIAUX - SOCIAL MEDIAS:

#hawkesOPP



OPP Detachment Board Report
Collision Reporting System
July - September 2025



Data source (Collision Reporting System) date:
13-Nov-2025

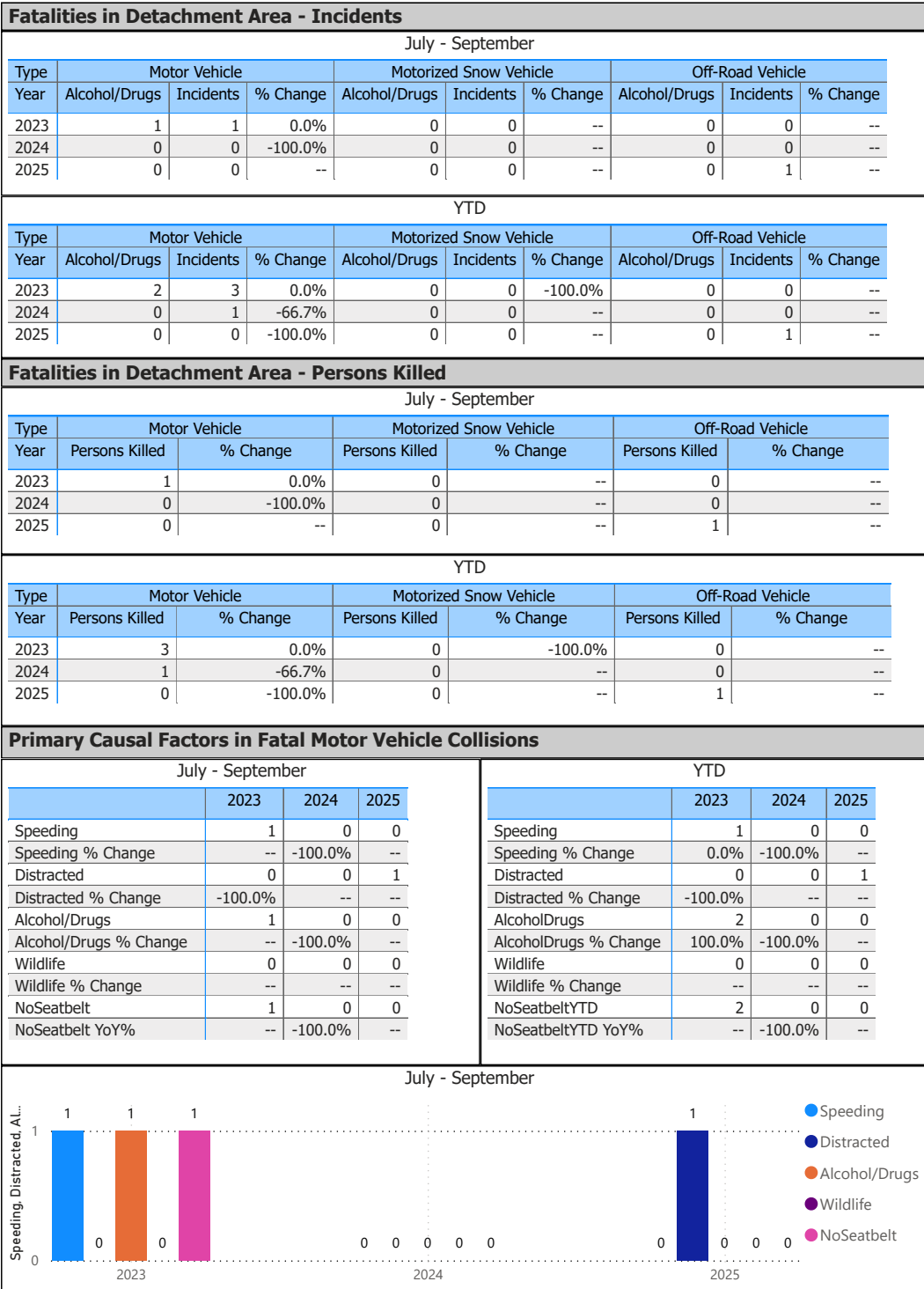
Detachment: 3S - HAWKESBURY
Location code(s): 3S00 - HAWKESBURY

Area(s): ALL
Data source date:
13-Nov-2025

Report Generated on:
13-Nov-2025 10:25:36 AM



OPP Detachment Board Report
Collision Reporting System
July - September 2025



Data source (Collision Reporting System) date:
13-Nov-2025

Detachment: 35 - HAWKESBURY

Location code(s): 3500 - HAWKESBURY

Area(s): ALL

Data source date:
13-Nov-2025

Report Generated on:
13-Nov-2025 10:25:36 AM



OPP Detachment Board Report
Records Management System
July - September 2025

Criminal Code and Provincial Statute Charges Laid

July - September

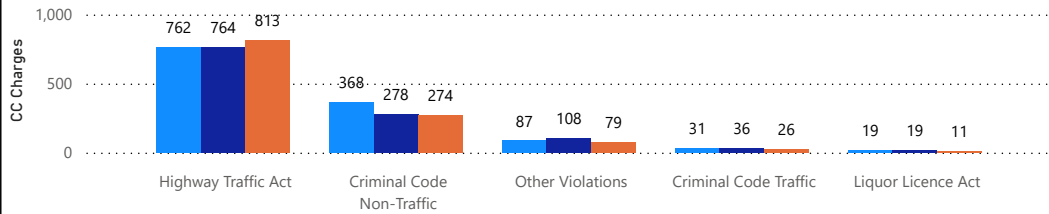
Year	2023		2024		2025	
ChargeCategory1	Offence Count	% Change	Offence Count	% Change	Offence Count	% Change
Criminal Code Non-Traffic	368	15.0%	278	-24.5%	274	-1.4%
Criminal Code Traffic	31	-26.2%	36	16.1%	26	-27.8%
Highway Traffic Act	762	-34.7%	764	0.3%	813	6.4%
Liquor Licence Act	19	-53.7%	19	0.0%	11	-42.1%
Other Violations	87	-58.2%	108	24.1%	79	-26.9%
Total	1,267	-28.7%	1,205	-4.9%	1,203	-0.2%

YTD

Year	2023		2024		2025	
ChargeCategory1	Offence Count	% Change	Offence Count	% Change	Offence Count	% Change
Criminal Code Non-Traffic	1,012	9.5%	910	-10.1%	914	0.4%
Criminal Code Traffic	103	22.6%	106	2.9%	99	-6.6%
Highway Traffic Act	1,769	-27.9%	2,175	23.0%	1,990	-8.5%
Liquor Licence Act	40	-37.5%	41	2.5%	27	-34.1%
Other Violations	256	-31.4%	307	19.9%	258	-16.0%
Total	3,180	-18.4%	3,539	11.3%	3,288	-7.1%

July - September

Year ● 2023 ● 2024 ● 2025



Traffic Related Charges

July - September

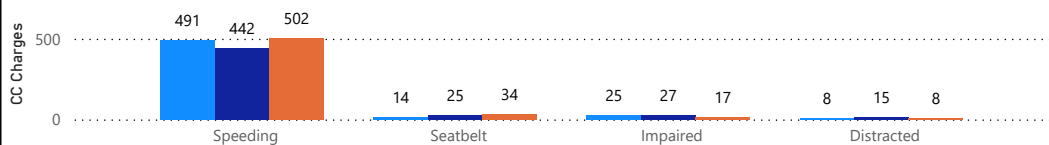
Year	2023		2024		2025	
ChargeCategory2	Offence Count	% Change	Offence Count	% Change	Offence Count	% Change
Speeding	491	-37.6%	442	-10.0%	502	13.6%
Seatbelt	14	-17.6%	25	78.6%	34	36.0%
Impaired	25	-16.7%	27	8.0%	17	-37.0%
Distracted	8	-38.5%	15	87.5%	8	-46.7%

YTD

Year	2023		2024		2025	
ChargeCategory2	Offence Count	% Change	Offence Count	% Change	Offence Count	% Change
Speeding	1,010	-35.6%	1,299	28.6%	1,107	-14.8%
Seatbelt	53	12.8%	61	15.1%	67	9.8%
Impaired	69	21.1%	72	4.3%	58	-19.4%
Distracted	23	-42.5%	35	52.2%	27	-22.9%

July - September

Year ● 2023 ● 2024 ● 2025



Detachment: 35 - HAWKESBURY

Location code(s): 3500 - HAWKESBURY

Area(s): ALL

Data source date:

13-Nov-25

Report Generated on:

13-Nov-2025 10:25:36 AM



OPP Detachment Board Report
Records Management System
July - September 2025

eTicketing Warnings

July - September

Year	2024		2025	
Type	Total	% Change	Total	% Change
Warning	336	-10.4%	422	25.6%

YTD

Year	2024		2025	
Type	Total	% Change	Total	% Change
Warning	1,188	4.1%	1,146	-3.5%

July - September



Note: The eTicketing system was not fully implemented until the end of 2022, therefore data is only available beginning in 2023. % Change in 2023 may appear higher in this report due to the incomplete 2022 data.

Detachment: 3S - HAWKESBURY

Location code(s): 3S00 - HAWKESBURY

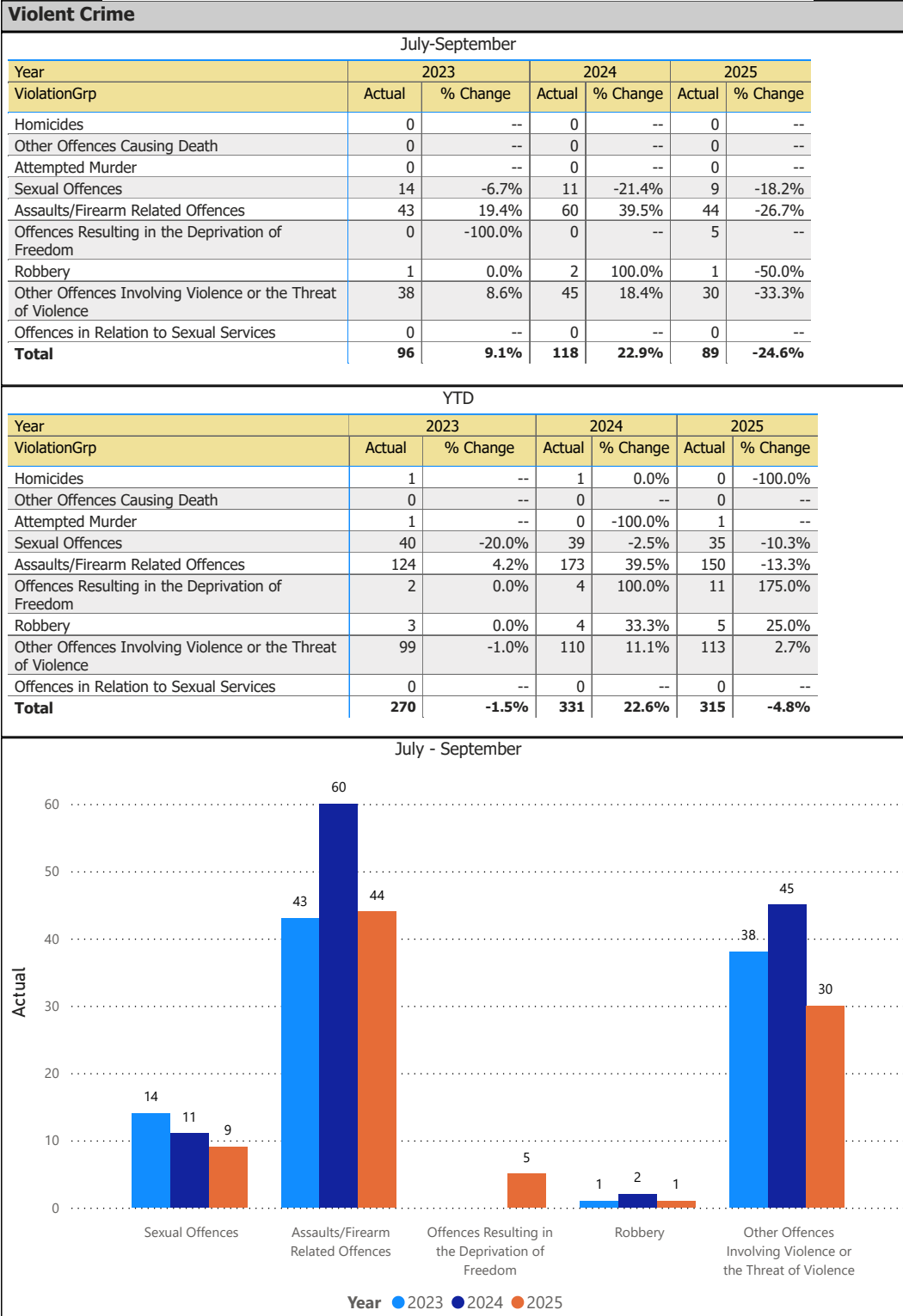
Area(s): ALL

Data source date:
13-Nov-25

Report Generated on:
13-Nov-2025 10:28:47 AM



OPP Detachment Board Report
Records Management System
July - September 2025



Detachment: 35 - HAWKESBURY

Location code(s): 3500 - HAWKESBURY

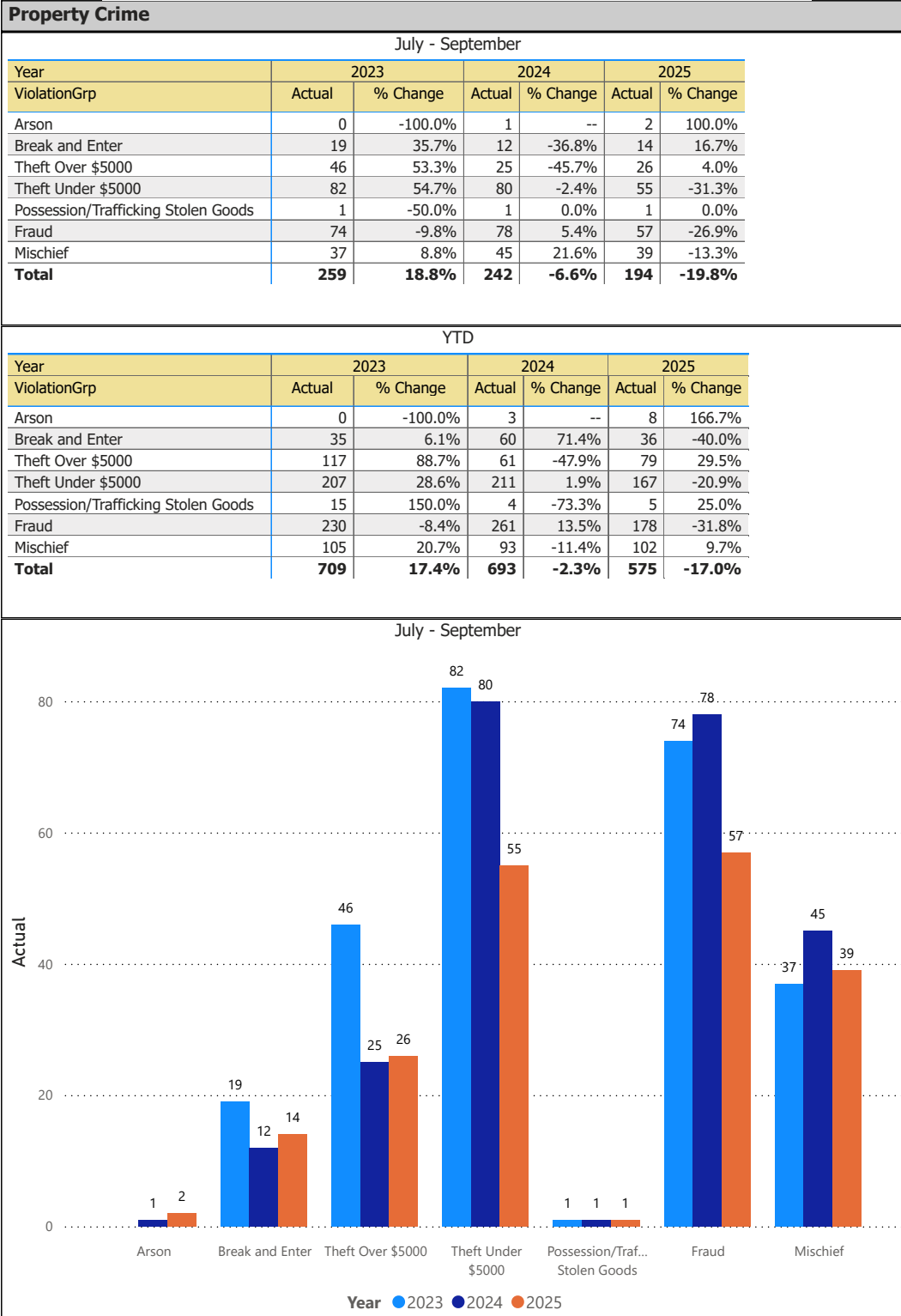
Area(s): ALL

Data source date:
13-Nov-2025

Report Generated on:
13-Nov-2025 10:25:36 AM



OPP Detachment Board Report
Records Management System
July - September 2025



Detachment: 35 - HAWKESBURY

Location code(s): 3500 - HAWKESBURY

Area(s): ALL

Data source date:
13-Nov-2025

Report Generated on:
13-Nov-2025 10:25:36 AM



OPP Detachment Board Report
Records Management System
July - September 2025

Drug Crime

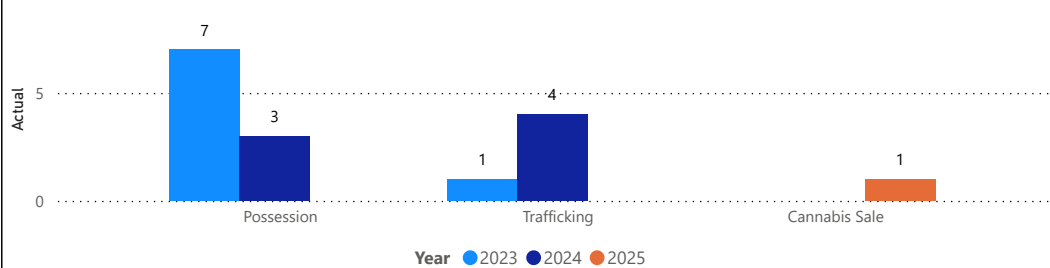
July - September

Year	2023		2024		2025	
ViolationGrp	Actual	% Change	Actual	% Change	Actual	% Change
Possession	7	16.7%	3	-57.1%	0	-100.0%
Trafficking	1	-83.3%	4	300.0%	0	-100.0%
Importation & Production	0	--	0	--	0	--
Cannabis Possession	0	--	0	--	0	--
Cannabis Distribution	0	--	0	--	0	--
Cannabis Sale	0	--	0	--	1	--
Cannabis Importation & Exportation	0	--	0	--	0	--
Cannabis Production	0	--	0	--	0	--
Other Cannabis Violations	0	--	0	--	0	--
Total	8	-33.3%	7	-12.5%	1	-85.7%

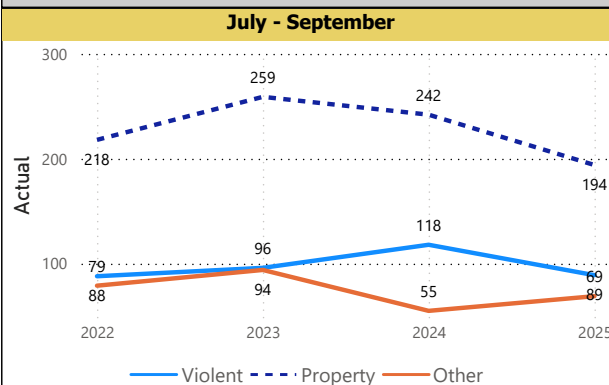
YTD

Year	2023		2024		2025	
ViolationGrp	Actual	% Change	Actual	% Change	Actual	% Change
Possession	15	25.0%	8	-46.7%	3	-62.5%
Trafficking	11	-15.4%	13	18.2%	7	-46.2%
Importation & Production	0	--	0	--	0	--
Cannabis Possession	0	--	0	--	0	--
Cannabis Distribution	0	--	0	--	0	--
Cannabis Sale	0	--	0	--	1	--
Cannabis Importation & Exportation	0	--	0	--	0	--
Cannabis Production	0	--	0	--	0	--
Other Cannabis Violations	0	--	0	--	0	--
Total	26	4.0%	21	-19.2%	11	-47.6%

July - September



Top 3 Violation Types



Top 5 Violation Groups

ViolationGrp	2022	2023	2024	2025	Total
Fraud	82	74	78	57	291
Theft Under \$5000	53	82	80	55	270
Failure to Comply	60	77	40	41	218
Assaults/Firearm Related Offences	36	43	60	44	183
Provincial Statutes	52	41	48	21	162

Detachment: 35 - HAWKESBURY

Location code(s): 3500 - HAWKESBURY

Area(s): ALL

Data source date:
13-Nov-2025

Report Generated on:
13-Nov-2025 10:25:36 AM



OPP Detachment Board Report
Records Management System
July - September 2025

Other Crime Occurrences

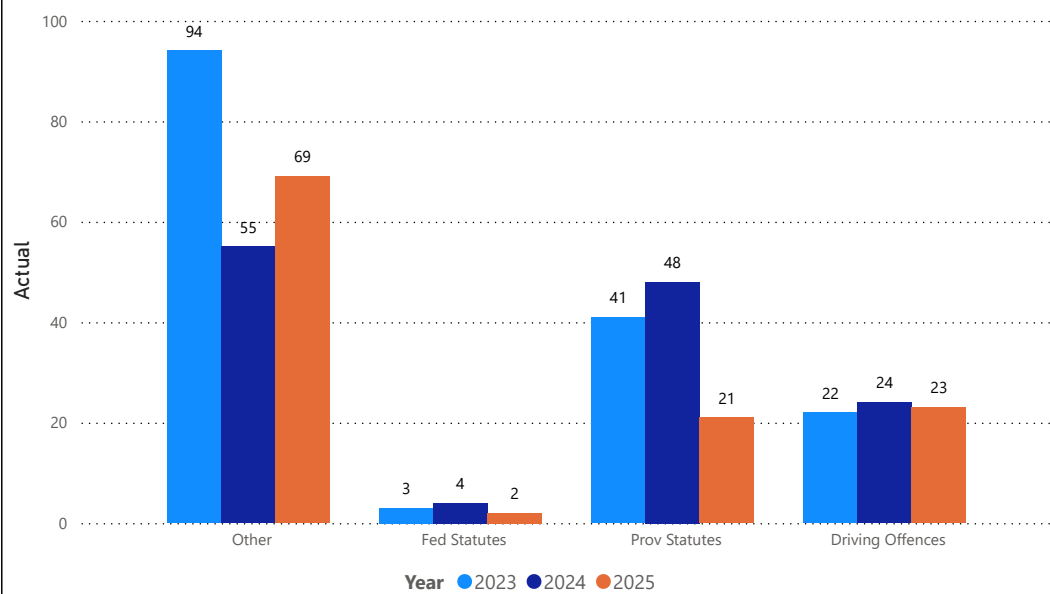
July - September

Year	2023		2024		2025	
Violation_rollup	Actual	% Change	Actual	% Change	Actual	% Change
Other	94	19.0%	55	-41.5%	69	25.5%
Fed Statutes	3	-78.6%	4	33.3%	2	-50.0%
Prov Statutes	41	-21.2%	48	17.1%	21	-56.3%
Driving Offences	22	-12.0%	24	9.1%	23	-4.2%
Total	160	-5.9%	131	-18.1%	115	-12.2%

YTD

Year	2023		2024		2025	
Violation_rollup	Actual	% Change	Actual	% Change	Actual	% Change
Other	262	11.5%	158	-39.7%	194	22.8%
Fed Statutes	4	-77.8%	20	400.0%	4	-80.0%
Prov Statutes	104	-7.1%	117	12.5%	68	-41.9%
Driving Offences	60	17.6%	69	15.0%	66	-4.3%
Total	430	3.4%	364	-15.3%	332	-8.8%

July - September



Detachment: 35 - HAWKESBURY

Location code(s): 3500 - HAWKESBURY

Area(s): ALL

Data source date:

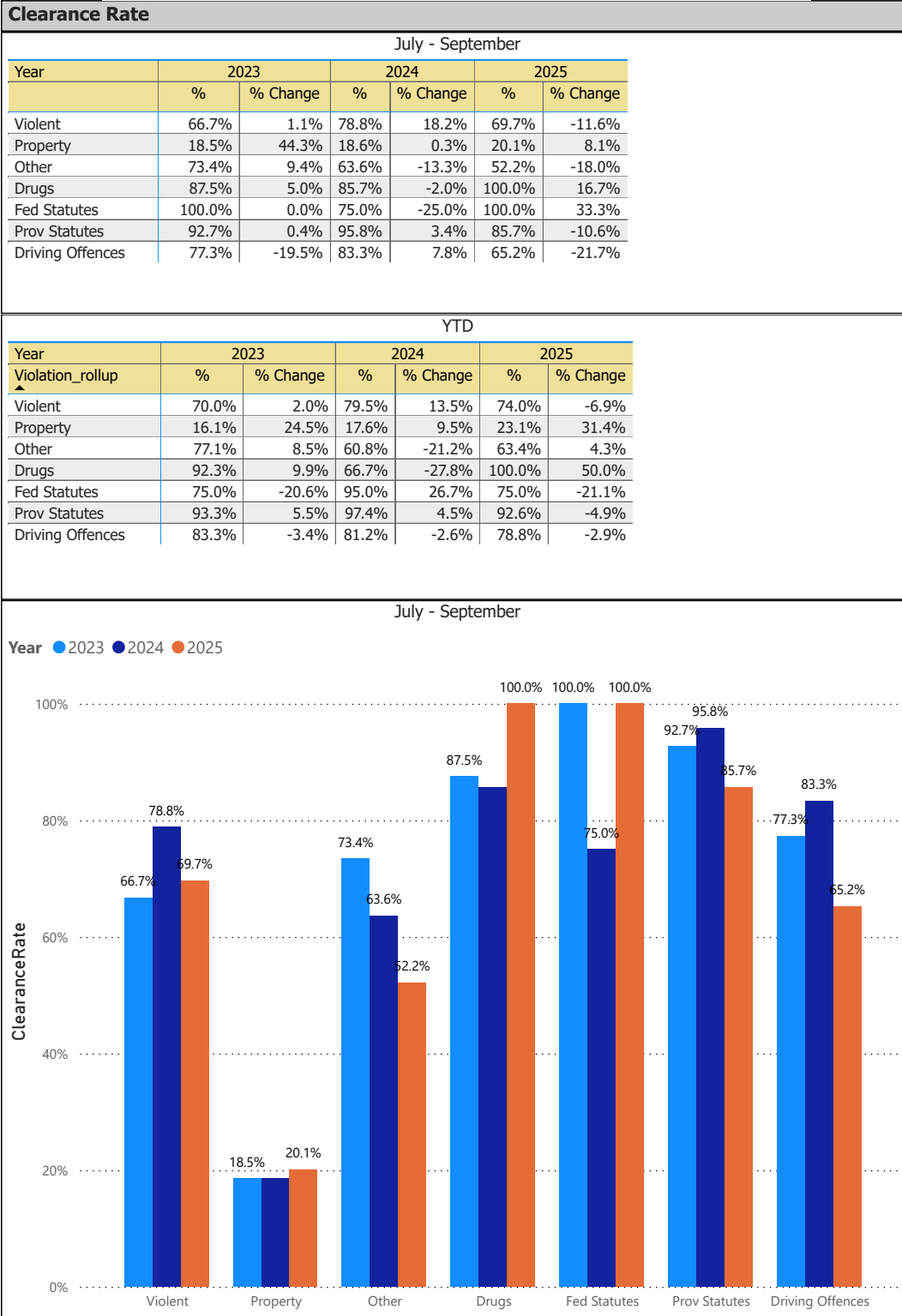
13-Nov-2025

Report Generated on:

13-Nov-2025 10:25:36 AM



OPP Detachment Board Report
Records Management System
July - September 2025



Detachment: 35 - HAWKESBURY

Location code(s): 3500 - HAWKESBURY

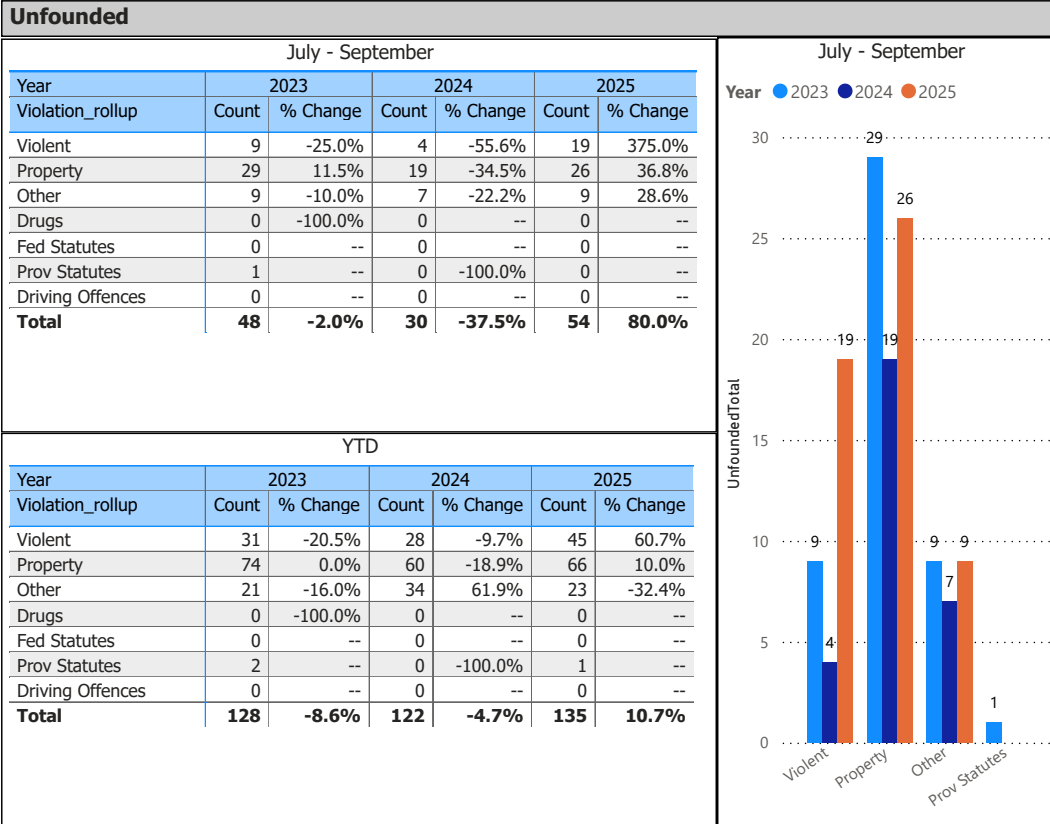
Area(s): ALL

Data source date:
13-Nov-2025

Report Generated on:
13-Nov-2025 10:25:36 AM



OPP Detachment Board Report
Records Management System
July - September 2025



Detachment: 3S - HAWKESBURY

Location code(s): 3S00 - HAWKESBURY

Area(s): ALL

Data source date:

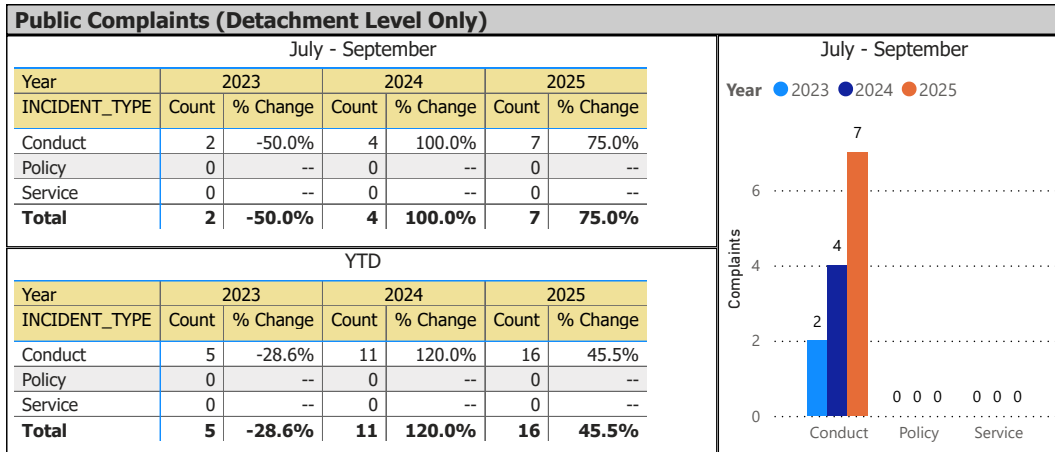
13-Nov-2025

Report Generated on:

13-Nov-2025 10:25:36 AM



OPP Detachment Board Report Records Management System July - September 2025



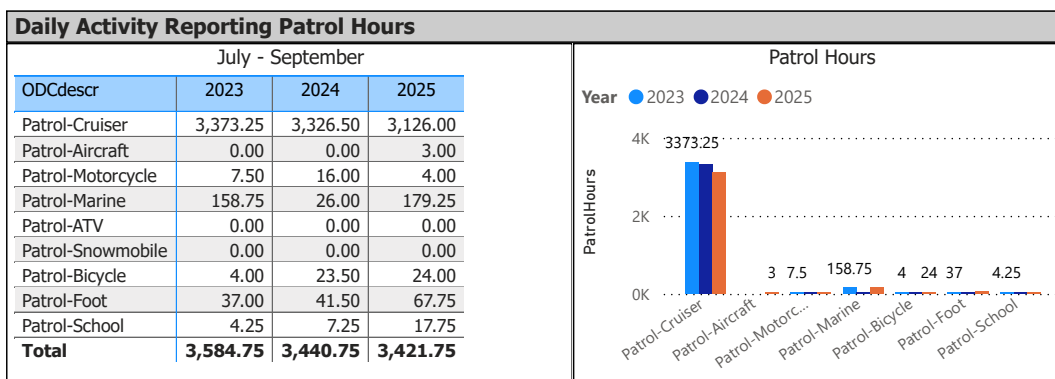
Data source: RMS Data Feed

Ontario Provincial Police, Professional Standards Bureau Commander Reports - File Manager System

Data source date:

13-Nov-2025

Daily Activity Reporting



Data source (Daily Activity Reporting System) date:

13-Nov-2025

Detachment: 35 - HAWKESBURY

Location code(s): 3500 - HAWKESBURY

Data source date:

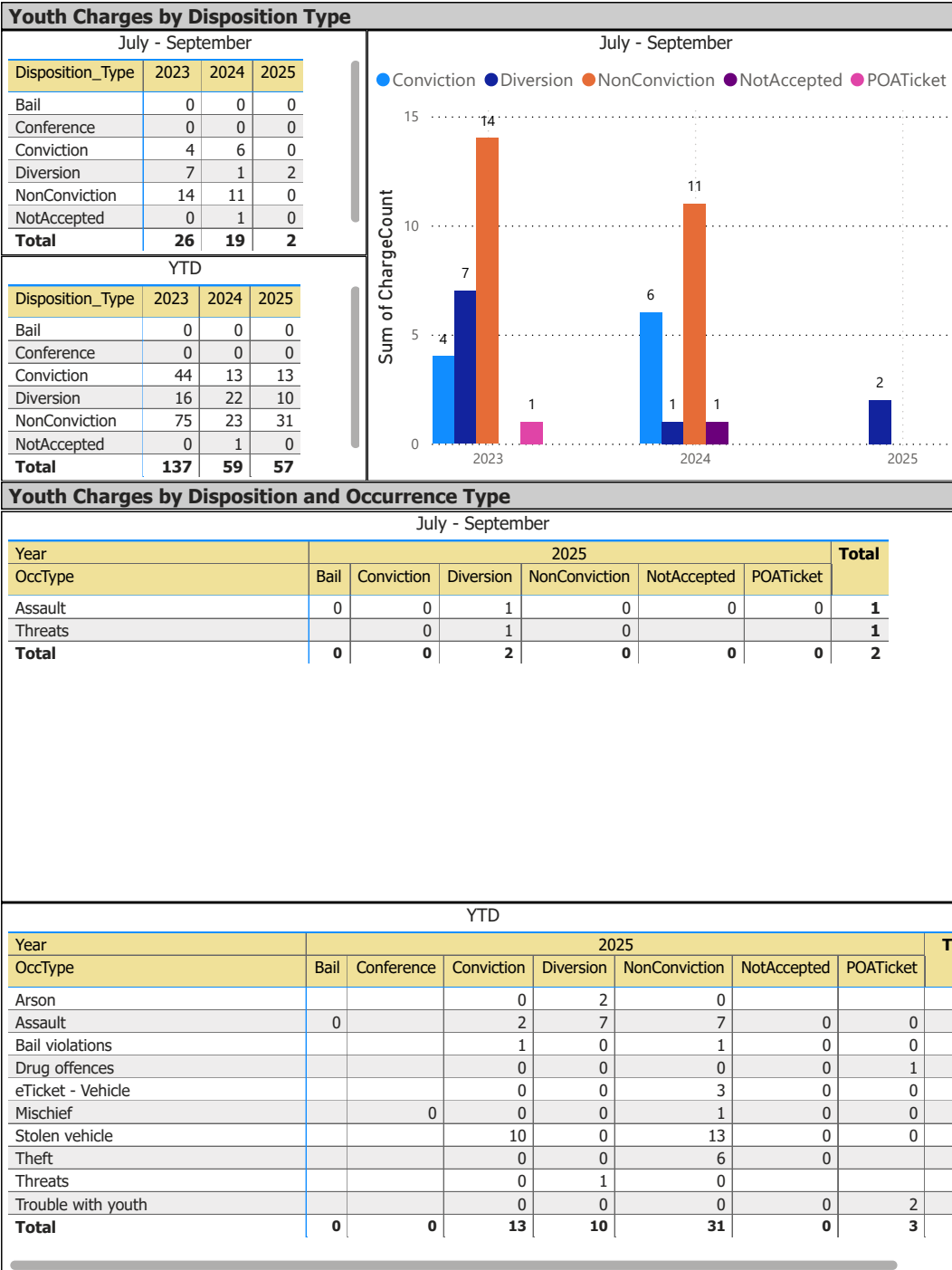
13-Nov-2025

Report Generated on:

13-Nov-2025 10:25:36 AM



OPP Detachment Board Report
Records Management System
July - September 2025



The tables and chart on this page present summarized youth charges by disposition and occurrence type that have been recorded in the OPP Niche RMS application. Of note... the Niche data sourced for this report page only lists youth charges that have had a disposition type entered against them. Therefore, please be aware that the counts of youth charges entries on this report page are under stating the potential sum of youth charges that are in OPP Niche RMS.

Detachment: 35 - HAWKESBURY

Location code(s): 3500 - HAWKESBURY

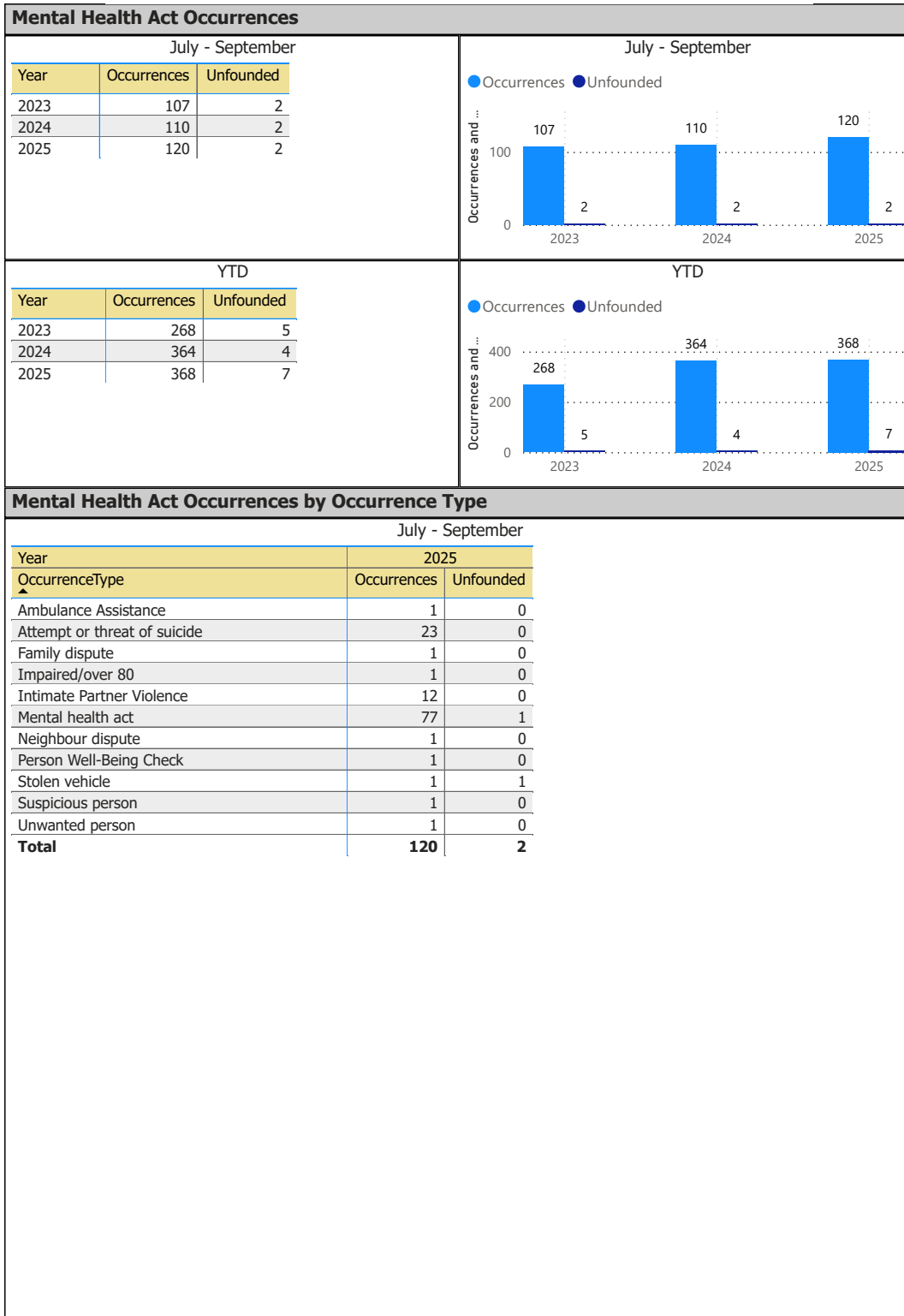
Area(s): ALL

Data source date:
13-Nov-2025

Report Generated on:
13-Nov-2025 10:38:46 AM



OPP Detachment Board Report Records Management System July - September 2025



Mental Health Act Occurrences by Occurrence Type

July - September

Year	2025	
OccurrenceType	Occurrences	Unfounded
Ambulance Assistance	1	0
Attempt or threat of suicide	23	0
Family dispute	1	0
Impaired/over 80	1	0
Intimate Partner Violence	12	0
Mental health act	77	1
Neighbour dispute	1	0
Person Well-Being Check	1	0
Stolen vehicle	1	1
Suspicious person	1	0
Unwanted person	1	0
Total	120	2

Detachment: 35 - HAWKESBURY

Location code(s): 3500 - HAWKESBURY

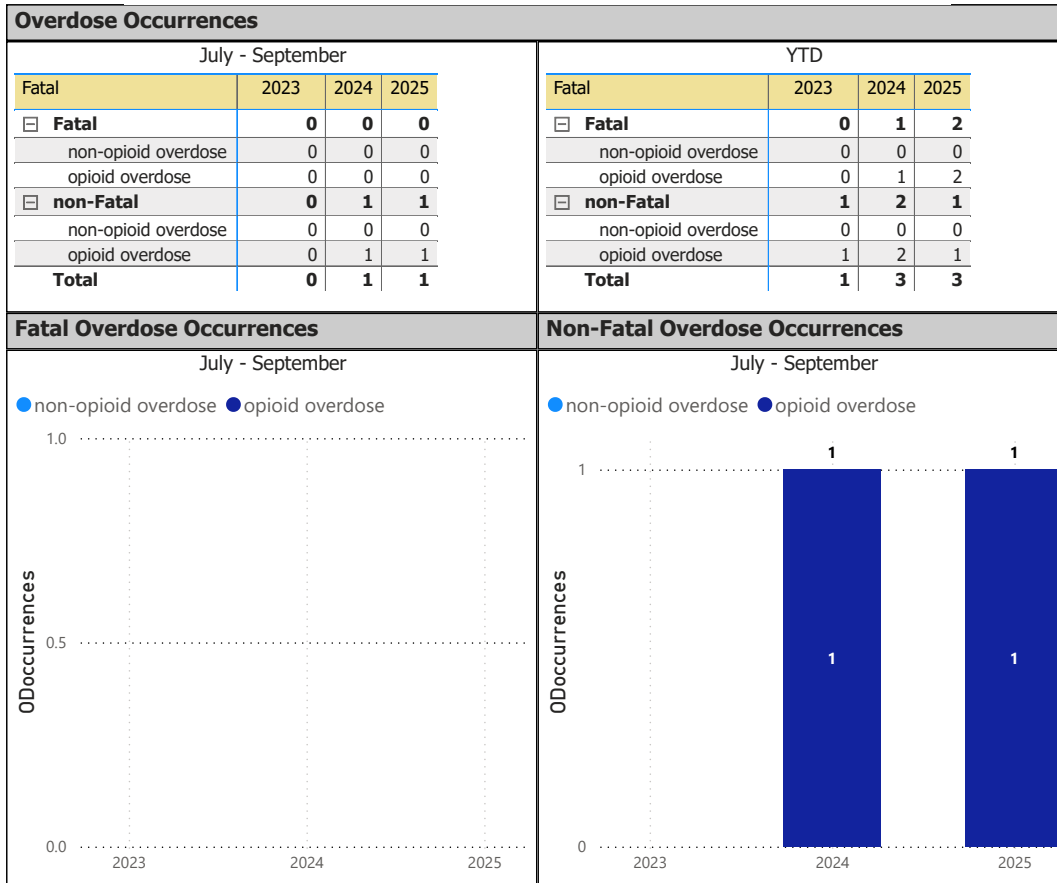
Area(s): ALL

Data source date:
13-Nov-2025

Report Generated on:
13-Nov-2025 10:25:36 AM



OPP Detachment Board Report
Records Management System
July - September 2025



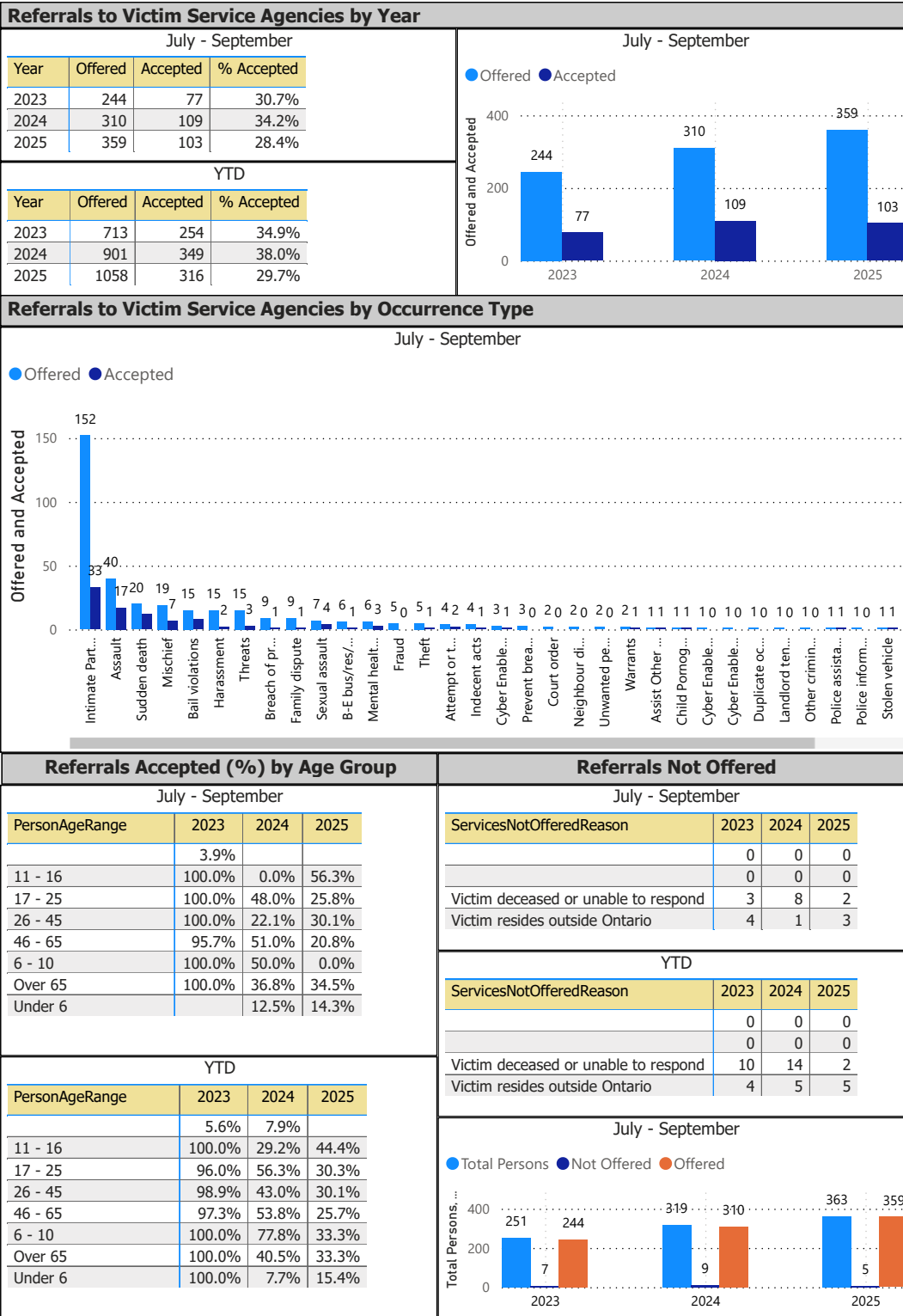
Detachment: 3S - HAWKESBURY
Location code(s): 3S00 - HAWKESBURY

Area(s): ALL
Data source date:
13-Nov-2025

Report Generated on:
13-Nov-2025 10:25:36 AM



OPP Detachment Board Report Records Management System July - September 2025



Detachment: 35 - HAWKESBURY

Location code(s): 3500 - HAWKESBURY

Area(s): ALL

Data source date:
13-Nov-2025

Report Generated on:
13-Nov-2025 10:25:36 AM

OPP Detachment Board Report

Report Information Page

Report Data Source Information:

Data Sources Utilized

- Niche RMS – CTSB Data Feed
- Collision Reporting System (eCRS)
- POIB File Manager
- Daily Activity Reporting System

Niche RMS

RMS data presented in this report is dynamic in nature and any numbers may change over time as the OPP continue to investigate and solve crime.

The following report tabs acquire their data from the OPP Niche RMS – CTSB Data Feed

- Complaints (Public Complaints Section Only)
- Charges
- Warnings
- Violent Crime
- Property Crime
- Drug Crime
- Clearance Rate
- Unfounded
- Other Crime
- Youth Charges
- MHA – Mental Health Act
- Overdose
- Victim Services

Collision Reporting System (eCRS)

Traffic related data for Collisions and Fatalities are collected from the OPP eCRS application.

The following report tabs acquire their data from the OPP eCRS (Collision Reporting System)

- Collisions
- Fatalities

DAR (Daily Activity Reporting)

Patrol hours are collected from the OPP DAR application.

The following report tabs acquire their data from the OPP DAR (Daily Activity Reporting)

- Complaints (Patrol Hours Section Only)