



CSPH



**Hawkesbury OPP
Detachment Board
Conseil du Détachement de
l'OPP de Hawkesbury**

Ontario Provincial Police
Hawkesbury Detachment

Police provinciale de l'Ontario
Détachement de Hawkesbury

2024 S3 (JUL/SEP 2024)

Hello Board members,

Bonjour les membres du Conseil,

It is a pleasure to keep leading the great detachment that Hawkesbury is and to continue serving the municipalities of Prescott County.

C'est un plaisir de continuer à diriger le grand détachement qu'est Hawkesbury et de continuer à servir les municipalités du comté de Prescott.

As the summer ends, I am reporting back on our work during the 3rd quarter of this year. As usual, the members of the Hawkesbury Detachment participated in all the provincial traffic campaigns to ensure the safety of all roadway users and the local commuting residents. Traffic safety will remain a priority this fall as the detachment area was not free from collisions involving injuries and fatalities on our highways this summer.

À la fin de l'été, je rends compte de notre travail au cours du 3^e trimestre de cette année. Comme d'habitude, les membres du détachement de Hawkesbury ont participé à toutes les campagnes provinciales de circulation afin d'assurer la sécurité de tous les usagers de la route et des résidents locaux qui se déplacent. La sécurité routière demeurera une priorité cet automne, car la zone du détachement n'était pas exempte de collisions impliquant des blessures et des décès sur nos routes cet été.

On a positive note, the newly acquired bicycles and trained operators were put to good use and will continue to bring our officers closer to the public for years to come. The feedback received by the residents was great!

Sur une note positive, les bicyclettes nouvellement acquises et les opérateurs formés ont été utilisés à bon escient et continueront de rapprocher nos agents du public pour les années à venir. Les commentaires reçus par les résidents étaient excellents!

We are greeting the new school year with pedestrian safety in mind as the kids are asked to walk greater distances to school. Our School Resource officer will also be resuming her role, interacting with the youth in schools and at local events.

Nous saluons la nouvelle année scolaire en tenant compte de la sécurité des piétons, car les enfants sont invités à parcourir de plus grandes distances pour se rendre à l'école. Notre agente des ressources scolaires reprendra également son rôle, en interagissant avec les jeunes dans les écoles et lors d'événements locaux.

I look forward to great discussions with the board to align our efforts and resources to fit the needs of our population.

J'attends avec impatience d'excellentes discussions avec le conseil d'administration afin d'harmoniser nos efforts et nos ressources pour répondre aux besoins de notre population.

Sincerely,

Sincèrement,



**(A)Inspector Dominic Lalonde,
Detachment Commander
OPP Hawkesbury Detachment**



**Inspecteur(I) Dominic Lalonde
Commandant du détachement
Détachement de Hawkesbury - Police provinciale de
l'Ontario**



*Notre mission,
servir notre
province en
protégeant ses
citoyens, en
faisant prévaloir
la loi et en
préservant la
sûreté publique.*

*Our mission, to
serve our province
by protecting its
citizens, upholding
the law and
preserving public
safety.*



OUR COMMUNITIES – NOS COMMUNAUTÉS




01JUL2024 – (Facebook) Hawkesbury OPP is out patrolling our roads this Canada Day, ensuring drivers are not impaired as people gear up for evening festivities.

La Police provinciale de l'Ontario de Hawkesbury patrouille nos routes en cette fête du Canada, s'assurant que les conducteurs ne sont pas aux facultés affaiblies alors que les gens se préparent pour les festivités du soir.



02JUL2024 (Twitter) The #HawkesOPP marine unit load multiple charges this Canada Day Long weekend, including operation while impaired, open alcohol, and improper equipment. 14 tickets issued / 2 arrested and charged criminally / One 3-day suspension ^sj

L'unité maritime de la Police provinciale de l'Est de Hawkesbury dépose plusieurs accusations au cours de la longue fin de semaine de la fête du Canada, y compris l'exploitation avec facultés affaiblies, l'alcool ouvert et l'équipement inadéquat. 14 contraventions émises / 2 arrêtées et accusées au criminel / Une suspension de 3 jours



04AUG2024 (Facebook) The OPP cycling team completed their 12-day, 2100 km Anniversary Ride, finishing in Hawkesbury. Each pedal the team cycled was to benefit Boot on the Ground - an anonymous helpline providing confidential and anonymous peer support to first responders across the province, 24 hours a day, 7 days a week.

(Twitter) #HawkesOPP a accueilli l'équipe cycliste de la Po9lice provinciale de l'Ontario et d'autres cyclistes au détachement de Hawkesbury alors qu'ils terminaient leur cycle de 12 jours et 2100 km à travers l'Ontario afin d'amasser des fonds pour Boots on the round ^sj

(Twitter) #HawkesbOPP welcomed the OPP cycling team and other riders to the Hawkesbury detachment as they completed their 12-day, 2,100km cycle across Ontario to raise funds for Boots on the Ground ^sj



« *Our members, our communities - Nos membres, nos communautés* »



OUR WORK – NOTRE TRAVAIL



An insight into the work our people do to keep our communities safe:

Un aperçu dans le travail qu'effectue nos membres afin d'assurer la sécurité de notre collectivité :

47

**Frauds
Fraudes**

All include identity theft by and unknown person to obtain credit/cards/cash false cheques. **2** led to charges, **30** had insufficient evidence and **13** are under investigation

Tous comprennent le vol d'identité par une personne inconnue pour obtenir des cartes de crédit, des cartes ou de l'argent comptant. **2** ont donné lieu à des accusations, **30** n'avaient pas suffisamment de preuves et **13** font l'objet d'une enquête

10

**Death Investigations
Enquêtes Décès**

7 deemed non-suspicious.
3 suicides

7 considérés comme non-suspects.
3 suicides

9

**Break & Enters
Entrées par effraction**

2 were unfounded and **4** incidents had insufficient evidence to continue. **2** were cleared with charges and in **1** case, the victim declined to proceed.

2 incidents étaient non-fondées et **4** incidents n'ont pas procédé en raison de manque de preuves. **2** incidents ont résulté par mise en accusations, et dans **1** cas, la victime n'a pas voulu procéder.

8

**Sexual Assaults
Aggressions sexuelles**

Currently being investigated by Crime Unit, **4** resulted with the suspect being charged. **2** were cleared otherwise and **1** is still under investigation.

Présentement sous enquête par l'unité des enquêtes criminelles, avec **4** mises en accusation. **1** dossiers présentement sous enquête. **2** dossiers furent réglés autrement

Hawkesbury Crime Unit – Unité des enquêtes criminelles

Investigation of interest: Nation Municipality:

On the 16th of September, Hawkesbury OPP members responded to a threatening call. Officers received information that the suspect would have threatened to kill two individuals. While making the threats the suspect sent the victims pictures of him holding numerous firearms. Victims were from different regions. As a result, the investigation led to a well-coordinated effort by frontline members and Crime unit members from both Hawkesbury and Russell detachments along with members of the ERT and TRU teams, ROPE unit and our Forensic Identification unit which led to the suspect being located and arrested. Members of the Hawkesbury Crime Unit executed 3 search warrants at 2 residences and 1 vehicle which led to the seizure of firearms. The suspect is currently being detained at the Ottawa detention center.

Enquête d'intérêt : Municipalité de la Nation :

Le 16 septembre, les membres de la Police provinciale de l'Opp de Hawkesbury ont répondu à un appel menaçant. Les agents ont été avisés que le suspect aurait menacé de tuer deux personnes. Tout en proféré des menaces, le suspect a envoyé aux victimes des photos de lui tenant de nombreuses armes à feu. Les victimes venaient de différentes régions. Par conséquent, l'enquête a mené à un effort bien coordonné de la part des membres de première ligne et des membres de l'unité criminelle des détachements de Hawkesbury et de Russell, ainsi que des membres des équipes d'EIU et de TRU, de l'unité ROPE et de notre unité d'identité judiciaire, ce qui a permis de trouver et d'arrêter le suspect. Des membres de l'Unité criminelle de Hawkesbury ont exécuté 3 mandats de perquisition dans 2 résidences et 1 véhicule, ce qui a mené à la saisie d'armes à feu. Le suspect est actuellement détenu au centre de détention d'Ottawa.



Bienvenue à l'équipe! Welcome to the Team!

Sgt. Lauren Wallbank.

Sgt Wallbank will be leading B platoon. La sergente Wallbank dirigera le peloton B.



OUR VALUES:

Serving with PRIDE, PROFESSIONALISM & HONOUR
Interacting with RESPECT, COMPASSION & FAIRNESS
Leading with INTEGRITY, HONESTY & COURAGE

NOS VALEURS:

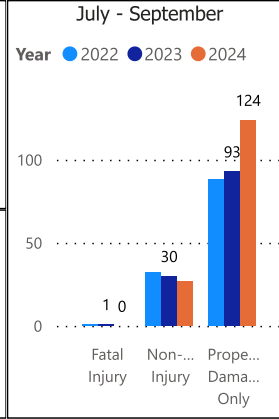
Servir avec FIERTÉ, PROFESSIONNALISME et HONNEUR
Interagir avec RESPECT, COMPASSION et ÉQUITÉ
Montrer la voie avec INTÉGRITÉ, HONNETÉTÉ et COURAGE



**OPP Detachment Board Report
Collision Reporting System
July - September 2024**

Motor Vehicle Collisions by Type						
July - September						
Year	2022		2023		2024	
CollisionType	Incidents	% Change	Incidents	% Change	Incidents	% Change
Fatal Injury	1	--	1	0.0%	0	-100.0%
Non-Fatal Injury	32	0.0%	30	-6.3%	27	-10.0%
Property Damage Only	88	27.5%	93	5.7%	124	33.3%
Total	121	19.8%	124	2.5%	151	21.8%

YTD						
Year	2022		2023		2024	
CollisionType	Incidents	% Change	Incidents	% Change	Incidents	% Change
Fatal Injury	4	--	3	-25.0%	1	-66.7%
Non-Fatal Injury	68	19.3%	76	11.8%	83	9.2%
Property Damage Only	303	45.0%	307	1.3%	295	-3.9%
Total	375	41.0%	386	2.9%	379	-1.8%



Data source (Collision Reporting System) date:
07-Oct-2024

Detachment: 35 - HAWKESBURY
Location code(s): 3500 - HAWKESBURY

Area(s): ALL
Data source date:
07-Oct-2024

Report Generated on:
07-Oct-2024 3:03:08 PM



OPP Detachment Board Report Collision Reporting System July - September 2024

Fatalities in Detachment Area - Incidents

July - September									
Type	Motor Vehicle			Motorized Snow Vehicle			Off-Road Vehicle		
Year	Alcohol/Drugs	Incidents	% Change	Alcohol/Drugs	Incidents	% Change	Alcohol/Drugs	Incidents	% Change
2022	0	1	--	0	0	--	0	0	--
2023	1	1	0.0%	0	0	--	0	0	--
2024	0	0	-100.0%	0	0	--	0	0	--

YTD									
Type	Motor Vehicle			Motorized Snow Vehicle			Off-Road Vehicle		
Year	Alcohol/Drugs	Incidents	% Change	Alcohol/Drugs	Incidents	% Change	Alcohol/Drugs	Incidents	% Change
2022	0	3	--	1	1	--	0	0	--
2023	2	3	0.0%	0	0	-100.0%	0	0	--
2024	0	1	-66.7%	0	0	--	0	0	--

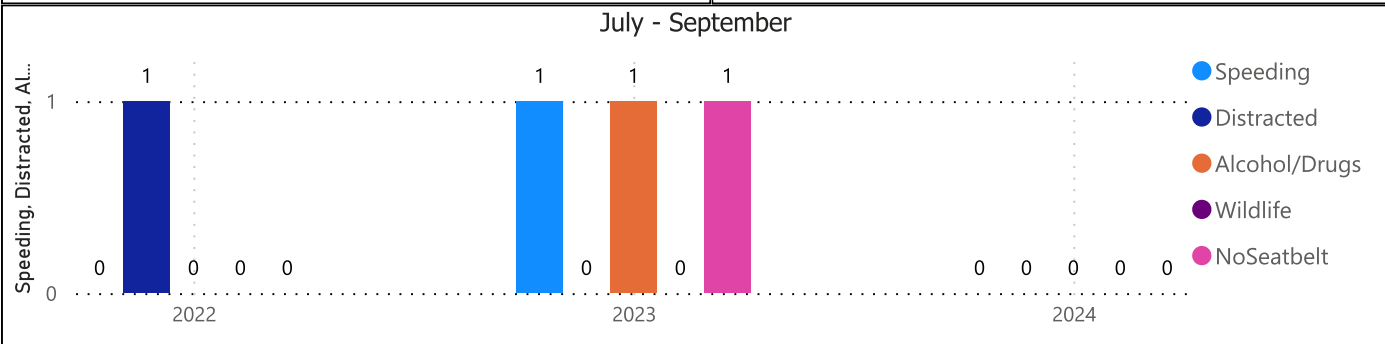
Fatalities in Detachment Area - Persons Killed

July - September						
Type	Motor Vehicle		Motorized Snow Vehicle		Off-Road Vehicle	
Year	Persons Killed	% Change	Persons Killed	% Change	Persons Killed	% Change
2022	1	--	0	--	0	--
2023	1	0.0%	0	--	0	--
2024	0	-100.0%	0	--	0	--

YTD						
Type	Motor Vehicle		Motorized Snow Vehicle		Off-Road Vehicle	
Year	Persons Killed	% Change	Persons Killed	% Change	Persons Killed	% Change
2022	3	--	1	--	0	--
2023	3	0.0%	0	-100.0%	0	--
2024	1	-66.7%	0	--	0	--

Primary Causal Factors in Fatal Motor Vehicle Collisions

July - September				YTD			
	2022	2023	2024		2022	2023	2024
Speeding	0	1	0	Speeding	1	1	0
Speeding % Change	--	--	-100.0%	Speeding % Change	--	0.0%	-100.0%
Distracted	1	0	0	Distracted	1	0	0
Distracted % Change	--	-100.0%	--	Distracted % Change	--	-100.0%	--
Alcohol/Drugs	0	1	0	Alcohol/Drugs	1	2	0
Alcohol/Drugs % Change	--	--	-100.0%	Alcohol/Drugs % Change	--	100.0%	-100.0%
Wildlife	0	0	0	Wildlife	0	0	0
Wildlife % Change	--	--	--	Wildlife % Change	--	--	--
NoSeatbelt	0	1	0	NoSeatbeltYTD	0	2	0
NoSeatbelt YoY%	--	--	-100.0%	NoSeatbeltYTD YoY%	--	--	-100.0%



Data source (Collision Reporting System) date:
07-Oct-2024

Detachment: 3S - HAWKESBURY

Location code(s): 3S00 - HAWKESBURY

Area(s): ALL

Data source date:
07-Oct-2024

Report Generated on:
07-Oct-2024 3:03:08 PM



OPP Detachment Board Report Records Management System July - September 2024

Criminal Code and Provincial Statute Charges Laid

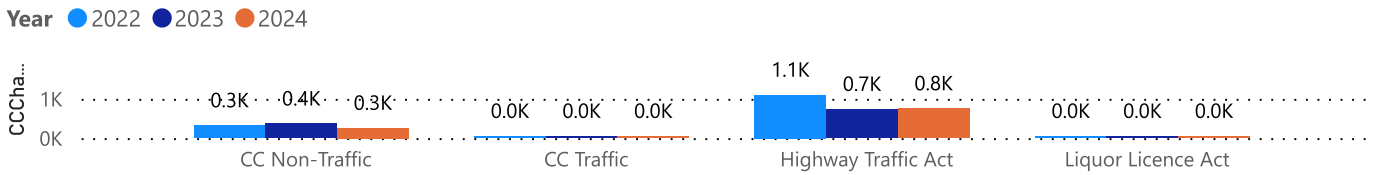
July - September

Year	2022		2023		2024	
ChargeCategory1	Offence Count	% Change	Offence Count	% Change	Offence Count	% Change
CC Non-Traffic	320	-5.9%	365	14.1%	255	-30.1%
CC Traffic	41	-28.1%	33	-19.5%	34	3.0%
Highway Traffic Act	1097	22.2%	736	-32.9%	752	2.2%
Liquor Licence Act	34	70.0%	17	-50.0%	17	0.0%
Total	1492	13.5%	1151	-22.9%	1058	-8.1%

YTD

Year	2022		2023		2024	
ChargeCategory1	Offence Count	% Change	Offence Count	% Change	Offence Count	% Change
CC Non-Traffic	921	-9.1%	1006	9.2%	838	-16.7%
CC Traffic	83	-21.0%	105	26.5%	102	-2.9%
Highway Traffic Act	2235	26.0%	1686	-24.6%	2138	26.8%
Liquor Licence Act	49	32.4%	34	-30.6%	38	11.8%
Total	3288	12.3%	2831	-13.9%	3116	10.1%

July - September



Traffic Related Charges

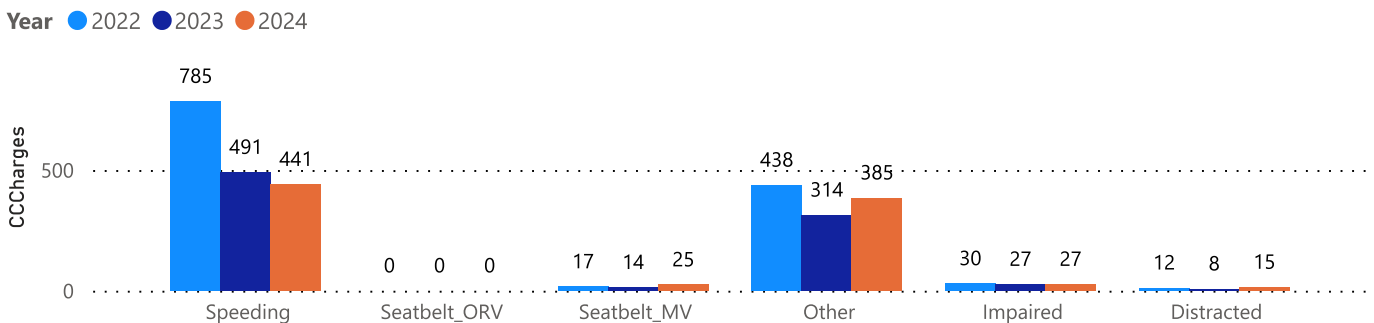
July - September

Year	2022		2023		2024	
ChargeCategory2	Offence Count	% Change	Offence Count	% Change	Offence Count	% Change
Speeding	785	28.5%	491	-37.5%	441	-10.2%
Seatbelt_ORV	0	-100.0%	0	--	0	--
Seatbelt_MV	17	-54.1%	14	-17.6%	25	78.6%
Other	438	31.1%	314	-28.3%	385	22.6%
Impaired	30	-26.8%	27	-10.0%	27	0.0%
Distracted	12	-42.9%	8	-33.3%	15	87.5%

YTD

Year	2022		2023		2024	
ChargeCategory2	Offence Count	% Change	Offence Count	% Change	Offence Count	% Change
Speeding	1557	36.0%	1007	-35.3%	1298	28.9%
Seatbelt_ORV	0	-100.0%	0	--	0	--
Seatbelt_MV	46	-43.9%	52	13.0%	61	17.3%
Other	864	14.1%	823	-4.7%	1056	28.3%
Impaired	57	-23.0%	71	24.6%	72	1.4%
Distracted	38	-19.1%	23	-39.5%	35	52.2%

July - September



Detachment: 3S - HAWKESBURY

Location code(s): 3S00 - HAWKESBURY

Area(s): ALL

Data source date:

07-Oct-2024

Report Generated on:

07-Oct-2024 3:03:08 PM



**OPP Detachment Board Report
Records Management System
July - September 2024**

eTicketing Warnings

July - September

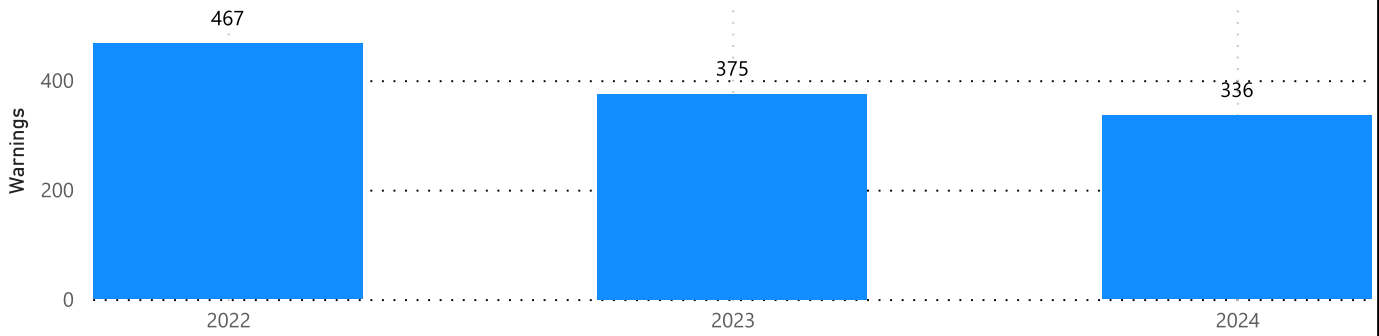
Year	2022		2023		2024	
Type	Warnings	% Change	Warnings	% Change	Warnings	% Change
Warnings	467	44.1%	375	-19.7%	336	-10.4%

YTD

Year	2022		2023		2024	
Type	Warnings	% Change	Warnings	% Change	Warnings	% Change
Warnings	1034	3.3%	1141	10.3%	1188	4.1%

July - September

Type ● Warnings



Detachment: 3S - HAWKESBURY

Location code(s): 3S00 - HAWKESBURY

Area(s): ALL

Data source date:
07-Oct-2024

Report Generated on:
07-Oct-2024 3:03:08 PM



OPP Detachment Board Report Records Management System July - September 2024

Violent Crime

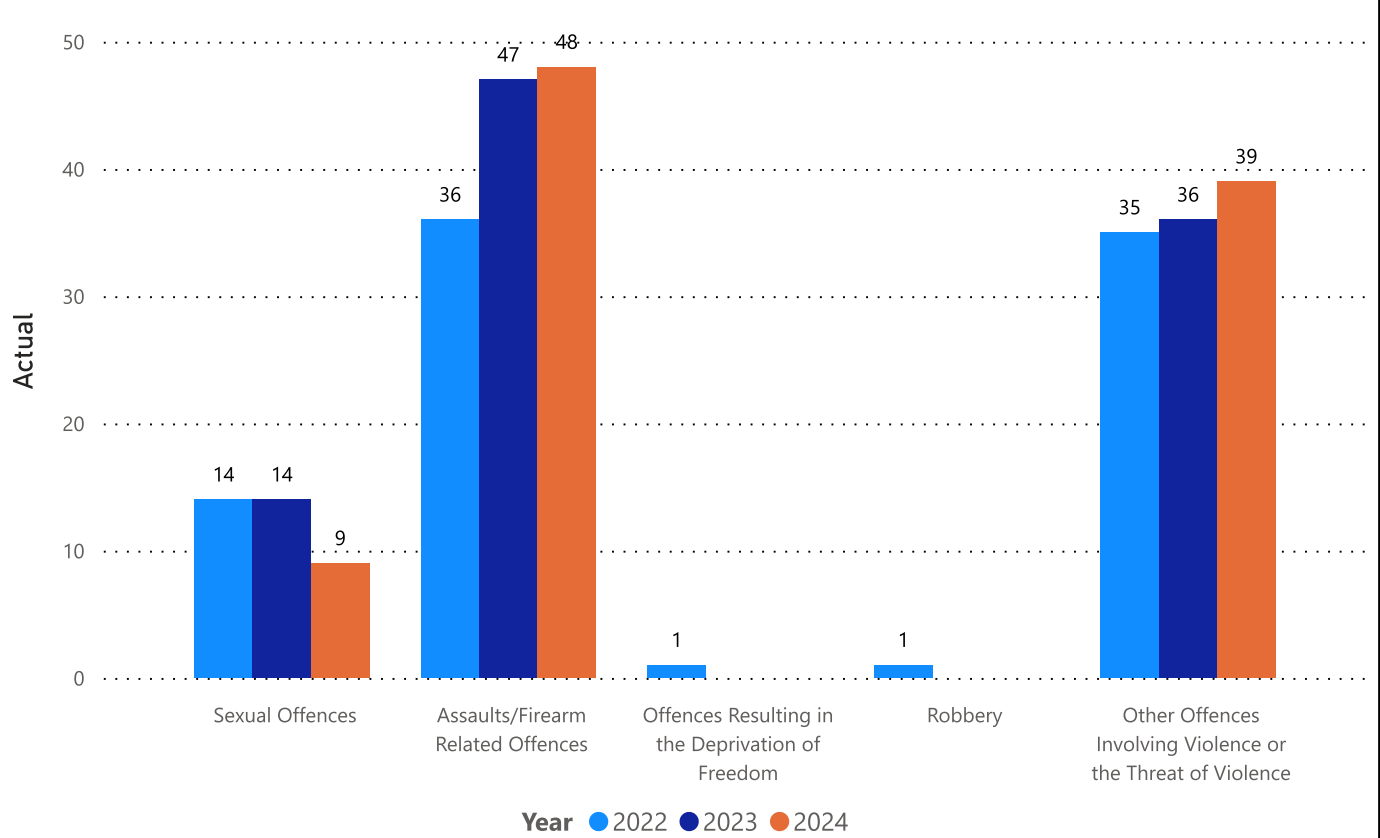
July-September

Year	2022		2023		2024	
ViolationGrp	Actual	% Change	Actual	% Change	Actual	% Change
Homicides	0	--	0	--	0	--
Other Offences Causing Death	0	--	0	--	0	--
Attempted Murder	0	--	0	--	0	--
Sexual Offences	14	-46.2%	14	0.0%	9	-35.7%
Assaults/Firearm Related Offences	36	-12.2%	47	30.6%	48	2.1%
Offences Resulting in the Deprivation of Freedom	1	--	0	-100.0%	0	--
Robbery	1	0.0%	0	-100.0%	0	--
Other Offences Involving Violence or the Threat of Violence	35	2.9%	36	2.9%	39	8.3%
Offences in Relation to Sexual Services	0	--	0	--	0	--
Total	87	-14.7%	97	11.5%	96	-1.0%

YTD

Year	2022		2023		2024	
ViolationGrp	Actual	% Change	Actual	% Change	Actual	% Change
Homicides	0	-100.0%	1	--	1	0.0%
Other Offences Causing Death	0	--	0	--	0	--
Attempted Murder	0	--	1	--	1	0.0%
Sexual Offences	48	-2.0%	44	-8.3%	34	-22.7%
Assaults/Firearm Related Offences	119	12.3%	126	5.9%	156	23.8%
Offences Resulting in the Deprivation of Freedom	2	-50.0%	2	0.0%	4	100.0%
Robbery	3	200.0%	2	-33.3%	3	50.0%
Other Offences Involving Violence or the Threat of Violence	100	14.9%	99	-1.0%	103	4.0%
Offences in Relation to Sexual Services	0	--	0	--	0	--
Total	272	9.7%	275	1.1%	302	9.8%

July - September



Detachment: 3S - HAWKESBURY

Location code(s): 3S00 - HAWKESBURY

Area(s): ALL

Data source date:
07-Oct-2024

Report Generated on:
07-Oct-2024 3:03:08 PM



**OPP Detachment Board Report
Records Management System
July - September 2024**

Drug Crime

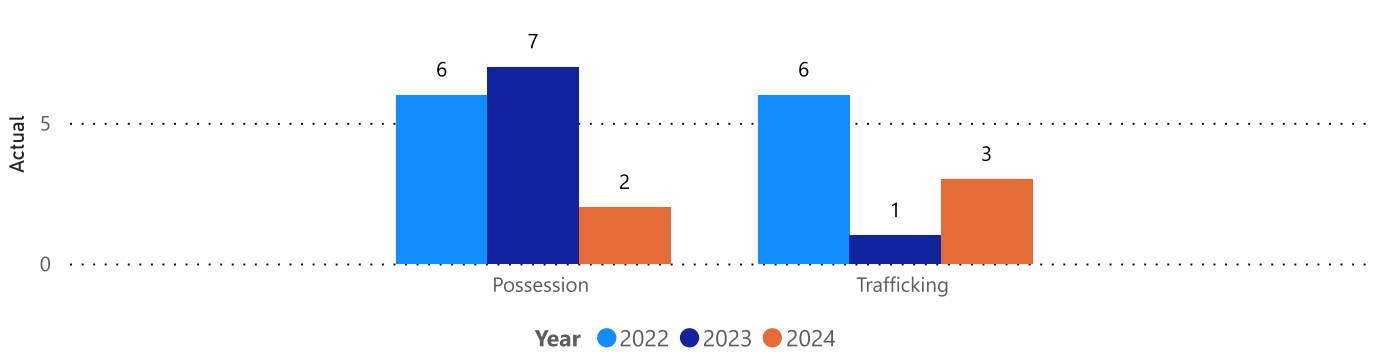
July - September

Year	2022		2023		2024	
	Actual	% Change	Actual	% Change	Actual	% Change
Possession	6	-50.0%	7	16.7%	2	-71.4%
Trafficking	6	50.0%	1	-83.3%	3	200.0%
Importation & Production	0	--	0	--	0	--
Cannabis Possession	0	-100.0%	0	--	0	--
Cannabis Distribution	0	--	0	--	0	--
Cannabis Sale	0	--	0	--	0	--
Cannabis Importation & Exportation	0	--	0	--	0	--
Cannabis Production	0	--	0	--	0	--
Other Cannabis Violations	0	--	0	--	0	--
Total	12	-33.3%	8	-33.3%	5	-37.5%

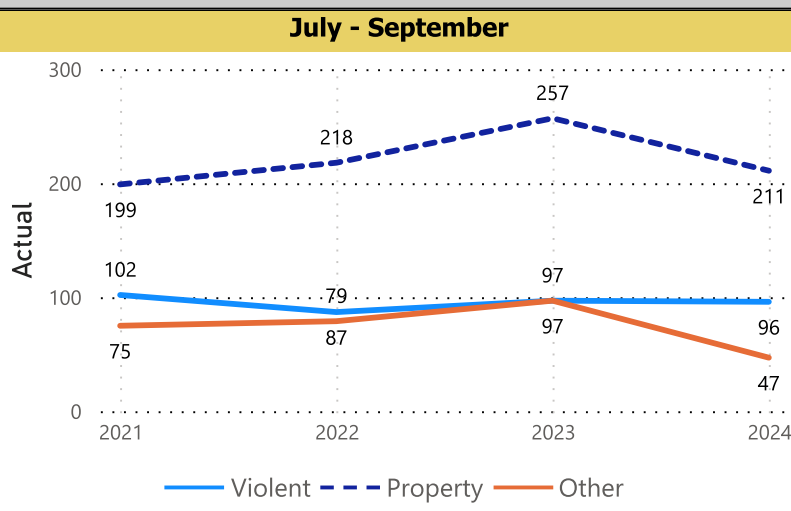
YTD

Year	2022		2023		2024	
	Actual	% Change	Actual	% Change	Actual	% Change
Possession	12	-47.8%	15	25.0%	7	-53.3%
Trafficking	13	-7.1%	12	-7.7%	11	-8.3%
Importation & Production	0	--	0	--	0	--
Cannabis Possession	0	-100.0%	0	--	0	--
Cannabis Distribution	0	-100.0%	0	--	0	--
Cannabis Sale	0	--	0	--	0	--
Cannabis Importation & Exportation	0	--	0	--	0	--
Cannabis Production	0	--	0	--	0	--
Other Cannabis Violations	0	--	0	--	0	--
Total	25	-43.2%	27	8.0%	18	-33.3%

July - September



Top 3 Violation Types



Top 5 Violation Groups

July - September

ViolationGrp	2021	2022	2023	2024	Total
Fraud	90	82	75	61	308
Theft Under \$5000	53	53	82	73	261
Failure to Comply	57	60	82	34	233
Assaults/Firearm Related Offences	41	36	47	48	172
Provincial Statutes	51	52	25	28	156

Detachment: 3S - HAWKESBURY

Location code(s): 3S00 - HAWKESBURY

Area(s): ALL

Data source date:
07-Oct-2024

Report Generated on:
07-Oct-2024 3:03:08 PM



OPP Detachment Board Report Records Management System July - September 2024

Property Crime

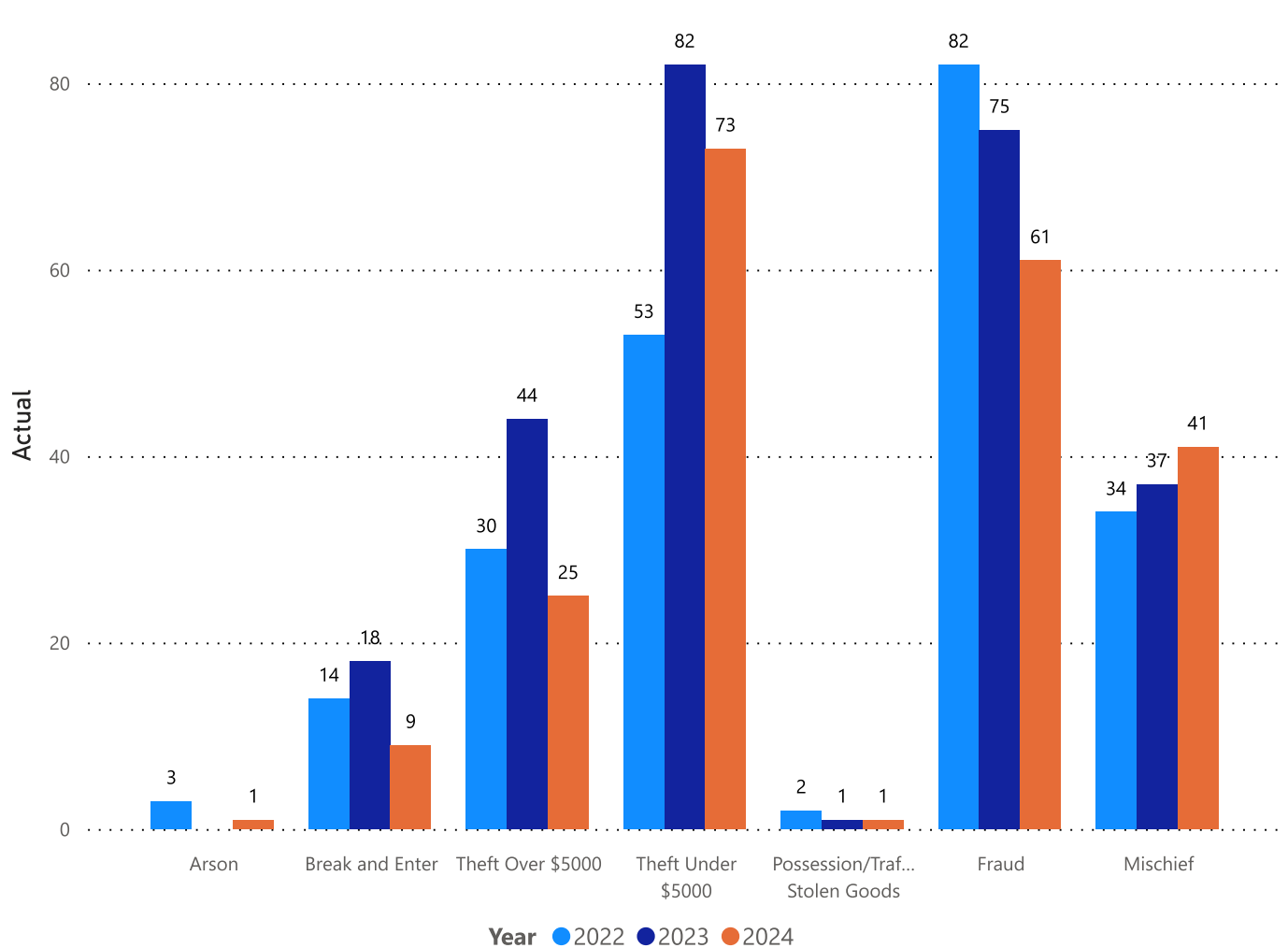
July - September

Year	2022		2023		2024	
ViolationGrp	Actual	% Change	Actual	% Change	Actual	% Change
Arson	3	--	0	-100.0%	1	--
Break and Enter	14	16.7%	18	28.6%	9	-50.0%
Theft Over \$5000	30	114.3%	44	46.7%	25	-43.2%
Theft Under \$5000	53	0.0%	82	54.7%	73	-11.0%
Possession/Trafficking Stolen Goods	2	100.0%	1	-50.0%	1	0.0%
Fraud	82	-8.9%	75	-8.5%	61	-18.7%
Mischief	34	17.2%	37	8.8%	41	10.8%
Total	218	9.5%	257	17.9%	211	-17.9%

YTD

Year	2022		2023		2024	
ViolationGrp	Actual	% Change	Actual	% Change	Actual	% Change
Arson	4	100.0%	0	-100.0%	2	--
Break and Enter	33	3.1%	34	3.0%	55	61.8%
Theft Over \$5000	62	87.9%	114	83.9%	63	-44.7%
Theft Under \$5000	161	16.7%	207	28.6%	204	-1.4%
Possession/Trafficking Stolen Goods	6	200.0%	15	150.0%	3	-80.0%
Fraud	251	-43.5%	231	-8.0%	230	-0.4%
Mischief	87	4.8%	105	20.7%	89	-15.2%
Total	604	-17.7%	706	16.9%	646	-8.5%

July - September



Detachment: 3S - HAWKESBURY

Location code(s): 3S00 - HAWKESBURY

Area(s): ALL

Data source date:

07-Oct-2024

Report Generated on:

07-Oct-2024 3:03:08 PM



OPP Detachment Board Report Records Management System July - September 2024

Other Crime Occurrences

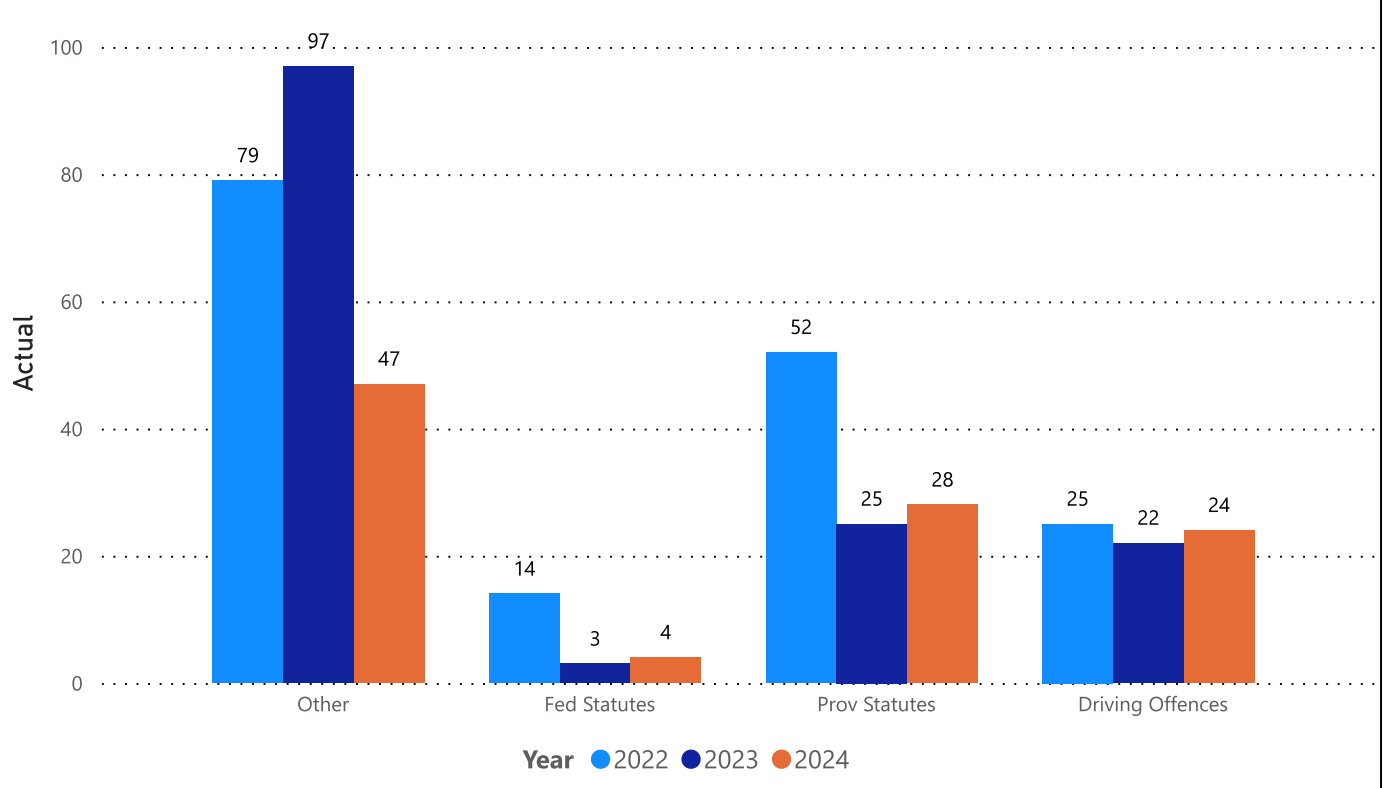
July - September

Year	2022		2023		2024	
	Actual	% Change	Actual	% Change	Actual	% Change
Other	79	5.3%	97	22.8%	47	-51.5%
Fed Statutes	14	-33.3%	3	-78.6%	4	33.3%
Prov Statutes	52	2.0%	25	-51.9%	28	12.0%
Driving Offences	25	-21.9%	22	-12.0%	24	9.1%
Total	170	-5.0%	147	-13.5%	103	-29.9%

YTD

Year	2022		2023		2024	
	Actual	% Change	Actual	% Change	Actual	% Change
Other	234	12.0%	255	9.0%	147	-42.4%
Fed Statutes	18	-21.7%	4	-77.8%	19	375.0%
Prov Statutes	112	-38.1%	67	-40.2%	60	-10.4%
Driving Offences	51	-15.0%	59	15.7%	68	15.3%
Total	415	-12.3%	385	-7.2%	294	-23.6%

July - September



Detachment: 3S - HAWKESBURY

Location code(s): 3S00 - HAWKESBURY

Area(s): ALL

Data source date:

07-Oct-2024

Report Generated on:

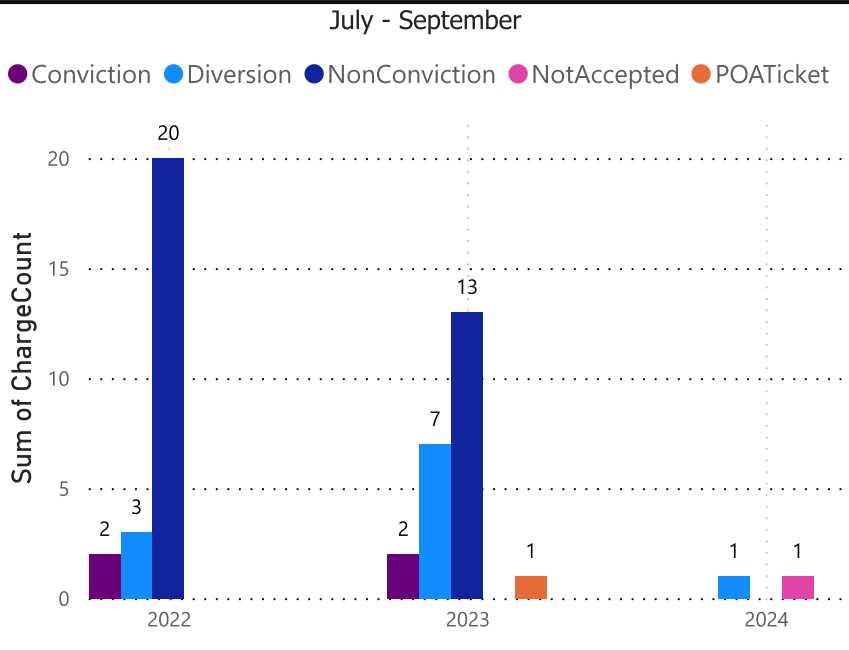
07-Oct-2024 3:03:08 PM



**OPP Detachment Board Report
Records Management System
July - September 2024**

Youth Charges by Disposition Type

July - September			
Disposition_Type	2022	2023	2024
Bail	0	0	0
Conviction	2	2	0
Diversion	3	7	1
NonConviction	20	13	0
NotAccepted	0	0	1
POATicket	0	1	0
Total	25	23	2



YTD			
Disposition_Type	2022	2023	2024
Bail	0	0	0
Conviction	8	40	5
Diversion	10	16	22
NonConviction	81	66	8
NotAccepted	0	0	1
POATicket	0	2	0
Total	99	124	36

Youth Charges by Disposition and Occurrence Type

July - September							
Year	2024						Total
OccType	Bail	Conviction	Diversion	NonConviction	NotAccepted	POATicket	
Assault	0	0	1	0	0	0	1
eTicket - Vehicle		0	0	0	1	0	1
Total	0	0	1	0	1	0	2

YTD							
Year	2024						Total
OccType	Bail	Conviction	Diversion	NonConviction	NotAccepted	POATicket	
Assault	0	4	1	7	0	0	12
Bail violations		0	1	0	0	0	1
Breach of probation	0	0	1	0	0	0	1
Child Pornography		0	10	0	0		10
eTicket - Vehicle		0	0	0	1	0	1
Indecent acts		0	1	0			1
Mischief		1	0	1	0		2
Missing person located		0	2	0			2
Non-Consensual Distribution of Intimate Images		0	6	0			6
Total	0	5	22	8	1	0	36

The tables and chart on this page present summarized youth charges by disposition and occurrence type that have been recorded in the OPP Niche RMS application. Of note... the Niche data sourced for this report page only lists youth charges that have had a disposition type entered against them. Therefore, please be aware that the counts of youth charges entries on this report page are understating the potential sum of youth charges that are in OPP Niche RMS.

Detachment: 3S - HAWKESBURY
Location code(s): 3S00 - HAWKESBURY

Area(s): ALL
Data source date:
07-Oct-2024

Report Generated on:
07-Oct-2024 3:03:08 PM



OPP Detachment Board Report Records Management System July - September 2024

Clearance Rate

July - September

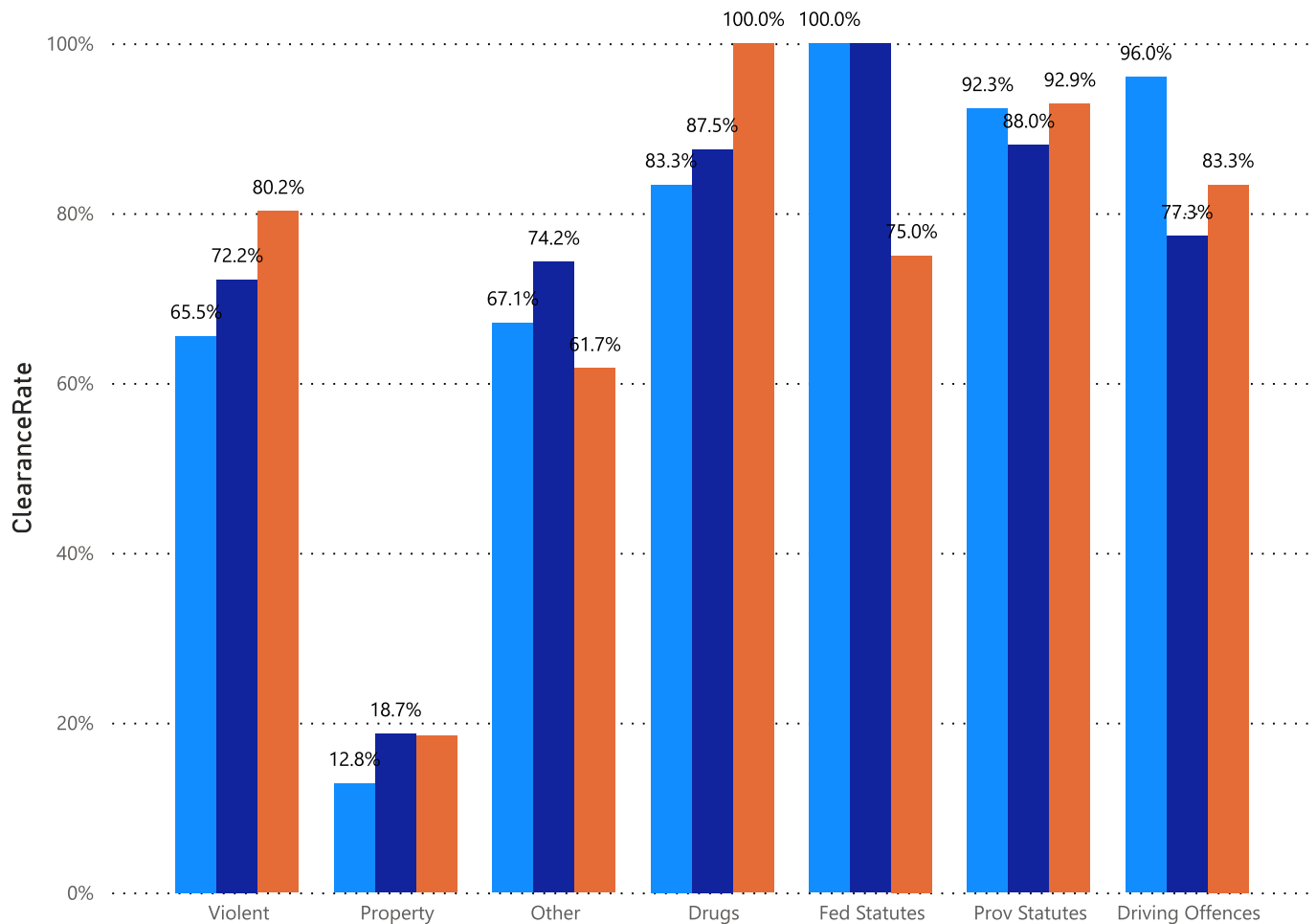
Year	2022		2023		2024	
	%	% Change	%	% Change	%	% Change
Violent	65.5%	-7.2%	72.2%	10.1%	80.2%	11.1%
Property	12.8%	27.8%	18.7%	45.4%	18.5%	-1.0%
Other	67.1%	-18.8%	74.2%	10.6%	61.7%	-16.9%
Drugs	83.3%	-11.8%	87.5%	5.0%	100.0%	14.3%
Fed Statutes	100.0%	0.0%	100.0%	0.0%	75.0%	-25.0%
Prov Statutes	92.3%	-3.9%	88.0%	-4.7%	92.9%	5.5%
Driving Offences	96.0%	2.4%	77.3%	-19.5%	83.3%	7.8%

YTD

Year	2022		2023		2024	
	%	% Change	%	% Change	%	% Change
Violent	68.4%	-5.8%	72.0%	5.3%	79.1%	9.9%
Property	12.7%	31.8%	16.1%	26.7%	16.7%	3.5%
Other	70.9%	-16.7%	76.5%	7.8%	59.9%	-21.7%
Drugs	84.0%	-12.0%	92.6%	10.2%	66.7%	-28.0%
Fed Statutes	94.4%	-5.6%	75.0%	-20.6%	94.7%	26.3%
Prov Statutes	88.4%	-5.3%	89.6%	1.3%	95.0%	6.1%
Driving Offences	86.3%	-9.2%	83.1%	-3.7%	82.4%	-0.8%

July - September

Year ● 2022 ● 2023 ● 2024



Detachment: 3S - HAWKESBURY

Location code(s): 3500 - HAWKESBURY

Area(s): ALL

Data source date:

07-Oct-2024

Report Generated on:

07-Oct-2024 3:03:08 PM

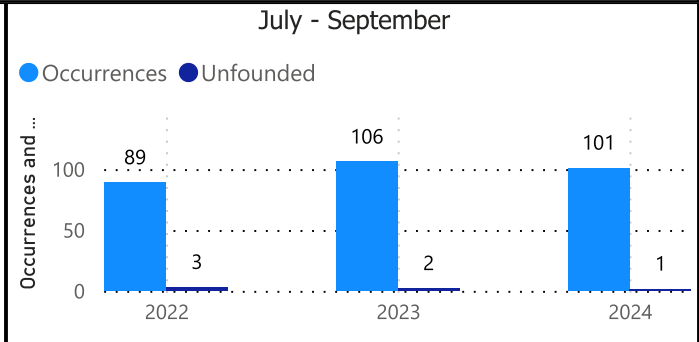


OPP Detachment Board Report Records Management System July - September 2024

Mental Health Act Occurrences

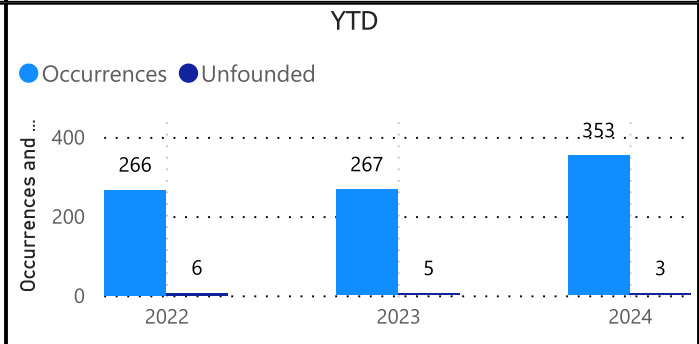
July - September

Year	Occurrences	Unfounded
2022	89	3
2023	106	2
2024	101	1



YTD

Year	Occurrences	Unfounded
2022	266	6
2023	267	5
2024	353	3



Mental Health Act Occurrences by Occurrence Type

July - September

Year	2024	
	Occurrences	Unfounded
OccurrenceType	Occurrences	Unfounded
Assault	2	0
Attempt or threat of suicide	23	0
B-E bus/res/oth	1	0
Disturb the peace	1	0
Domestic dispute	4	0
Family dispute	1	0
Landlord tenant problem	1	0
Mental health act	63	1
Neighbour dispute	1	0
Theft	1	0
Threats	2	0
Unwanted person	1	0
Total	101	1

Detachment: 3S - HAWKESBURY

Location code(s): 3S00 - HAWKESBURY

Area(s): ALL

Data source date:
07-Oct-2024

Report Generated on:
07-Oct-2024 3:03:08 PM



OPP Detachment Board Report Records Management System July - September 2024

Overdose Occurrences							
July - September				YTD			
Fatal	2022	2023	2024	Fatal	2022	2023	2024
<input type="checkbox"/> Fatal	1	0	0	<input type="checkbox"/> Fatal	3	0	1
non-opioid overdose	0	0	0	non-opioid overdose	0	0	0
opioid overdose	1	0	0	opioid overdose	3	0	1
<input type="checkbox"/> non-Fatal	0	0	1	<input type="checkbox"/> non-Fatal	1	1	2
non-opioid overdose	0	0	0	non-opioid overdose	0	0	0
opioid overdose	0	0	1	opioid overdose	1	1	2
Total	1	0	1	Total	4	1	3
Fatal Overdose Occurrences				Non-Fatal Overdose Occurrences			
July - September				July - September			
● non-opioid overdose ● opioid overdose				● non-opioid overdose ● opioid overdose			

Detachment: 3S - HAWKESBURY
Location code(s): 3S00 - HAWKESBURY

Area(s): ALL
Data source date:
07-Oct-2024

Report Generated on:
07-Oct-2024 3:03:08 PM

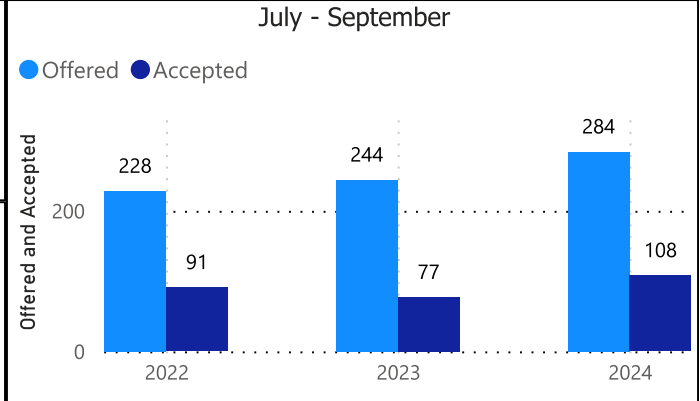


OPP Detachment Board Report Records Management System July - September 2024

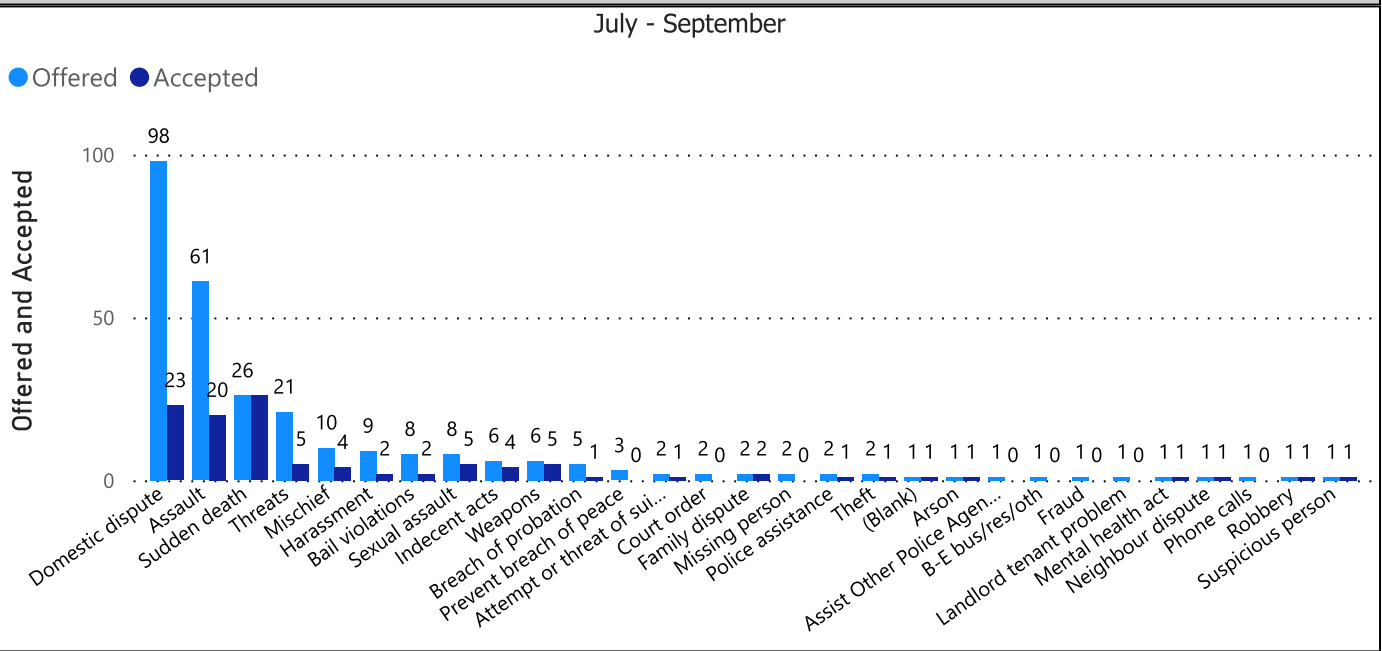
Referrals to Victim Service Agencies by Year

July - September			
Year	Offered	Accepted	% Accepted
2022	228	91	39.6%
2023	244	77	30.7%
2024	284	108	37.0%

YTD			
Year	Offered	Accepted	% Accepted
2022	682	282	40.5%
2023	712	254	35.0%
2024	865	346	39.3%



Referrals to Victim Service Agencies by Occurrence Type



Referrals Accepted (%) by Age Group

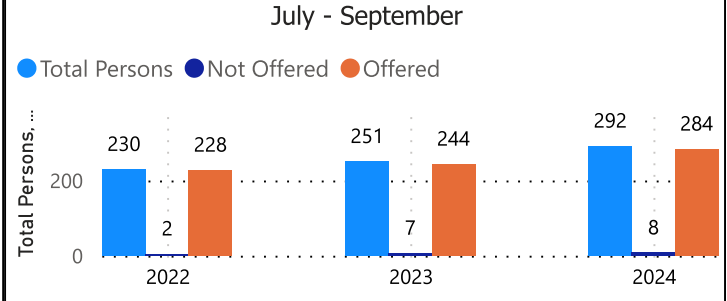
July - September			
PersonAgeRange	2022	2023	2024
	9.2%	3.9%	
11 - 16	100.0%	100.0%	0.0%
17 - 25	100.0%	100.0%	57.1%
26 - 45	100.0%	100.0%	23.6%
46 - 65	100.0%	95.7%	53.8%
6 - 10		100.0%	66.7%
Over 65	100.0%	100.0%	40.0%
Under 6			12.5%

YTD			
PersonAgeRange	2022	2023	2024
	10.7%	5.6%	7.9%
11 - 16	91.7%	100.0%	30.4%
17 - 25	100.0%	96.0%	60.0%
26 - 45	99.1%	98.9%	44.8%
46 - 65	100.0%	98.6%	56.0%
6 - 10		100.0%	87.5%
Over 65	100.0%	100.0%	44.1%
Under 6		100.0%	7.7%

Referrals Not Offered

July - September			
ServicesNotOfferedReason	2022	2023	2024
	0	0	0
	0	0	0
Victim deceased or unable to respond	2	3	7
Victim resides outside Ontario	0	4	1

YTD			
ServicesNotOfferedReason	2022	2023	2024
	0	0	0
	0	0	0
Victim deceased or unable to respond	10	10	12
Victim resides outside Ontario	4	4	5



Detachment: 3S - HAWKESBURY

Location code(s): 3500 - HAWKESBURY

Area(s): ALL

Data source date:
07-Oct-2024

Report Generated on:
07-Oct-2024 3:03:08 PM

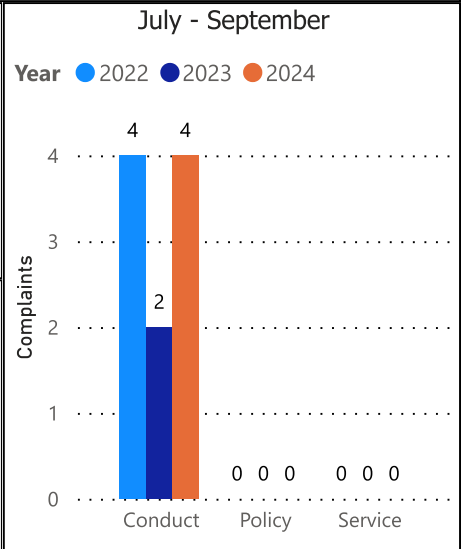


OPP Detachment Board Report Records Management System July - September 2024

Public Complaints (Detachment Level Only)

July - September						
Year	2022		2023		2024	
INCIDENT_TYPE	Count	% Change	Count	% Change	Count	% Change
Conduct	4	33.3%	2	-50.0%	4	100.0%
Policy	0	--	0	--	0	--
Service	0	--	0	--	0	--
Total	4	33.3%	2	-50.0%	4	100.0%

YTD						
Year	2022		2023		2024	
INCIDENT_TYPE	Count	% Change	Count	% Change	Count	% Change
Conduct	7	-12.5%	5	-28.6%	11	120.0%
Policy	0	--	0	--	0	--
Service	0	--	0	--	0	--
Total	7	-12.5%	5	-28.6%	11	120.0%



Data source: RMS Data Feed

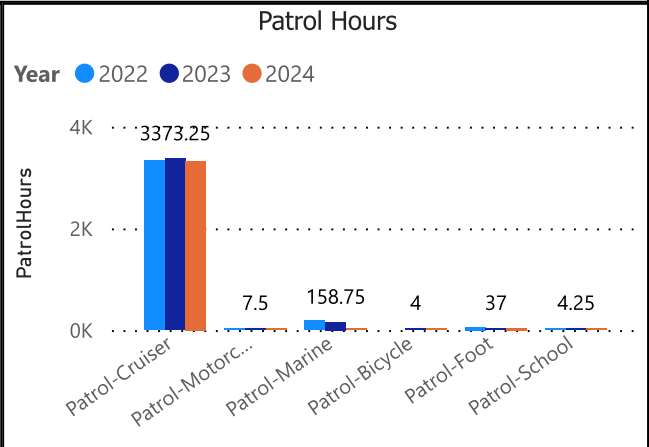
Ontario Provincial Police, Professional Standards Bureau Commander Reports - File Manager System

Data source date:

07-Oct-2024

Daily Activity Reporting

Daily Activity Reporting Patrol Hours			
July - September			
ODCdescr	2022	2023	2024
Patrol-Cruiser	3,337.00	3,373.25	3,326.50
Patrol-Aircraft	0.00	0.00	0.00
Patrol-Motorcycle	17.00	7.50	16.00
Patrol-Marine	193.50	158.75	26.00
Patrol-ATV	0.00	0.00	0.00
Patrol-Snowmobile	0.00	0.00	0.00
Patrol-Bicycle	0.00	4.00	23.50
Patrol-Foot	63.25	37.00	41.50
Patrol-School	6.75	4.25	7.25
Total	3,617.50	3,584.75	3,440.75



Data source (Daily Activity Reporting System) date:

07-Oct-2024

Detachment: 3S - HAWKESBURY

Location code(s): 3S00 - HAWKESBURY

Data source date:

07-Oct-2024

Report Generated on:

07-Oct-2024 3:03:08 PM



OPP Detachment Board Report Records Management System July - September 2024

Unfounded

July - September

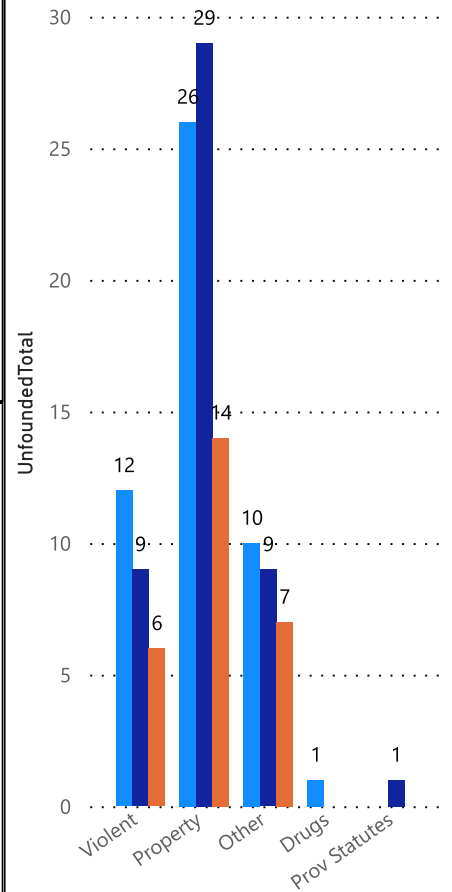
Year	2022		2023		2024	
	Count	% Change	Count	% Change	Count	% Change
Violent	12	-47.8%	9	-25.0%	6	-33.3%
Property	26	8.3%	29	11.5%	14	-51.7%
Other	10	-23.1%	9	-10.0%	7	-22.2%
Drugs	1	--	0	-100.0%	0	--
Fed Statutes	0	--	0	--	0	--
Prov Statutes	0	--	1	--	0	-100.0%
Driving Offences	0	--	0	--	0	--
Total	49	-18.3%	48	-2.0%	27	-43.8%

YTD

Year	2022		2023		2024	
	Count	% Change	Count	% Change	Count	% Change
Violent	39	-9.3%	32	-17.9%	33	3.1%
Property	74	34.5%	74	0.0%	54	-27.0%
Other	25	-13.8%	21	-16.0%	34	61.9%
Drugs	2	100.0%	0	-100.0%	0	--
Fed Statutes	0	--	0	--	0	--
Prov Statutes	0	-100.0%	2	--	0	-100.0%
Driving Offences	0	--	0	--	0	--
Total	140	5.3%	129	-7.9%	121	-6.2%

July - September

Year ● 2022 ● 2023 ● 2024



Detachment: 3S - HAWKESBURY

Location code(s): 3S00 - HAWKESBURY

Area(s): ALL

Data source date:

10-May-2024

Report Generated on:

07-Oct-2024 3:03:08 PM

OPP Detachment Board Report
Report Information Page

Report Data Source Information:

Data Sources Utilized

- Niche RMS – CTSB Data Feed
- Collision Reporting System (eCRS)
- POIB File Manager
- Daily Activity Reporting System

Niche RMS

RMS data presented in this report is dynamic in nature and any numbers may change over time as the OPP continue to investigate and solve crime.

The following report tabs acquire their data from the OPP Niche RMS – CTSB Data Feed

- Complaints (Public Complaints Section Only)
- Charges
- Warnings
- Violent Crime
- Property Crime
- Drug Crime
- Clearance Rate
- Unfounded
- Other Crime
- Youth Charges
- MHA – Mental Health Act
- Overdose
- Victim Services

Collision Reporting System (eCRS)

Traffic related data for Collisions and Fatalities are collected from the OPP eCRS application.

The following report tabs acquire their data from the OPP eCRS (Collision Reporting System)

- Collisions
- Fatalities

DAR (Daily Activity Reporting)

Patrol hours are collected from the OPP DAR application.

The following report tabs acquire their data from the OPP DAR (Daily Activity Reporting)

- Complaints (Patrol Hours Section Only)