



HAWKESBURY OPP DETACHMENT BOARD CONSEIL DU DÉTACHEMENT DE HAWKESBURY DE LA POLICE PROVINCIALE

HAWKESBURY OPP DETACHMENT DÉTACHEMENT DE HAWKESBURY DE LA POLICE PROVINCIALE



Q1 2026 | janvier, février, mars | January, February, March

Chers membres du conseil de police,

La Détachement de Hawkesbury a obtenu avec succès deux motoneiges permanentes pour patrouiller les sentiers de véhicules motorisés (MSV), et nous avons terminé au premier rang dans la région de l'Est pour le plus grand nombre d'heures de patrouille effectuées sur notre réseau de sentiers. Cette réalisation renforce notre engagement continu envers la sécurité publique sur les sentiers locaux. Nous avons également formé trois nouveaux membres au sein du programme.

Nous sommes heureux de souhaiter la bienvenue au sergent Alain Potvin à la gestion des tribunaux, où il dirige désormais l'équipe du tribunal afin de soutenir le nouveau protocole et de superviser les opérations de sécurité judiciaire.

Je suis fier d'annoncer notre nouveau poste au sein du Programme d'appréhension et de gestion des délinquants (OMAP), pour lequel l'agent Pascal David. L'OMAP est un programme de suppression du crime visant à dissuader les activités criminelles des récidivistes. Le programme cible les individus qui présentent un risque accru pour la sécurité des communautés et des personnes, et qui sont souvent impliqués dans des comportements criminels répétitifs.

Nous souhaitons également la bienvenue à notre nouveau travailleur de l'Équipe mobile d'intervention en crise (MCRT) de l'Hôpital général de Hawkesbury, Bruce Denis. Bruce a précédemment travaillé dans le comté de Russell et est originaire de L'Original. Je tiens aussi à féliciter le sergent Pier-Luc Béchard pour sa promotion au grade de sergent au sein du détachement de Hawkesbury. Le sergent Béchard est un leader exceptionnel. Félicitations également au sergent d'état-major Jocelyn Lessard pour ses 30 années de service au sein de l'OPP. Sa dernière journée sera le 22 mai, et je vous invite tous à assister à son dîner de départ. La sergente d'état-major Lauren Wallbank a commencé la transition dans son nouveau rôle bienvenue à Lauren en tant que nouvelle sergente d'état-major du détachement de Hawkesbury.

L'un de nos membres auxiliaires a été promu au grade de sergent auxiliaire et deviendra également le premier cadet affecté au détachement de Hawkesbury à la fin du mois de mai. Nos membres auxiliaires continuent d'être des leaders dans la région de l'Est en ce qui a trait aux heures de bénévolat dans la communauté. Nous constatons également une forte présence du détachement dans les écoles grâce à des activités telles que le hockey, le volleyball, le basketball et le partage de repas avec les jeunes à l'heure du dîner, contribuant ainsi à établir des liens significatifs.

Notre détachement continue de démontrer une performance avec l'arrestation de plusieurs suspects impliqués dans des enquêtes majeures de fraude visant la région de Hawkesbury. Bravo à tous les policiers qui ont contribué à ces arrestations et à ces enquêtes

Dear Members of the Police Board,

The Hawkesbury Detachment was successful in receiving two permanent snowmobiles to patrol our MSV trails, and we finished number one in the East Region for the most patrol hours completed on our trail system. This achievement reinforces our ongoing commitment to public safety on local trails. We also trained three new members in the program.

We are pleased to welcome Sgt. Alain Potvin to Court Management, where he now leads the court team in supporting the new protocol and overseeing court security operations.

I am proud to announce our new Offender Management Apprehension Program (OMAP) position, with PC Pascal David selected for this role within the OPP. OMAP is a crime suppression program designed to deter the criminal activity of repeat offenders. The program focuses on individuals who pose an increased risk to community and personal safety and who are often involved in ongoing criminal behavior.

We also welcome our new MCRT worker from Hawkesbury General Hospital, Bruce Denis. Bruce previously worked in Russell County and is from L'Original. I would also like to congratulate Sgt. Pier-Luc Béchard on his promotion to the rank of Sergeant within the Hawkesbury Detachment. Congratulations as well to Staff Sgt. Jocelyn Lessard on completing 30 years of service with the OPP. His last day will be May 22, and I invite you all to attend his farewell lunch. Staff Sgt. Lauren Wallbank has begun her transition into her new role, welcome Lauren as our new Staff Sergeant of Hawkesbury.

One of our Auxiliary members was promoted to the rank of Auxiliary Sergeant and will also become our first Cadet assigned to the Hawkesbury Detachment starting at the end of May. Our Auxiliary members continue to be leaders in the East Region for hours volunteered in the community. We also continue to see strong detachment involvement in schools through activities such as hockey, volleyball, basketball, and sharing lunch with youth helping to build meaningful connections.

Our detachment continues to demonstrate strong performance with the arrest of multiple suspects involved in major fraud investigations targeting the Hawkesbury area. Well done to all officers who contributed to these successful arrests and investigations.

INSP ANNE-CHRISTINE GAUTHIER

Commandante du détachement de Hawkesbury – Detachment Commander, Hawkesbury

URGENCE – EMERGENCY:

24/7 SERVICE:

ADMINISTRATION:

MEDIAS SOCIAUX - SOCIAL MEDIAS:

9-1-1

1-888-310-1122

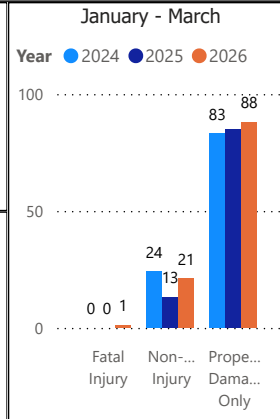
(613) 632-2729

#hawkesOPP

**OPP Detachment Board Report
Collision Reporting System
January - March 2026**

Motor Vehicle Collisions by Type						
January - March						
Year	2024		2025		2026	
CollisionType	Incidents	% Change	Incidents	% Change	Incidents	% Change
Fatal Injury	0	--	0	--	1	--
Non-Fatal Injury	24	41.2%	13	-45.8%	21	61.5%
Property Damage Only	83	-36.2%	85	2.4%	88	3.5%
Total	107	-27.2%	98	-8.4%	110	12.2%

YTD						
Year	2024		2025		2026	
CollisionType	Incidents	% Change	Incidents	% Change	Incidents	% Change
Fatal Injury	0	--	0	--	1	--
Non-Fatal Injury	24	41.2%	13	-45.8%	21	61.5%
Property Damage Only	83	-36.2%	85	2.4%	88	3.5%
Total	107	-27.2%	98	-8.4%	110	12.2%



Data source (Collision Reporting System) date:
29-Apr-2026

Detachment: 3S - HAWKESBURY
Location code(s): 3S00 - HAWKESBURY

Area(s): ALL
Data source date:
29-Apr-2026

Report Generated on:
29-Apr-2026 11:21:28 AM

**OPP Detachment Board Report
Collision Reporting System
January - March 2026**

Fatalities in Detachment Area - Incidents

January - March									
Type	Motor Vehicle			Motorized Snow Vehicle			Off-Road Vehicle		
Year	Alcohol/Drugs	Incidents	% Change	Alcohol/Drugs	Incidents	% Change	Alcohol/Drugs	Incidents	% Change
2024	0	0	--	0	0	--	0	0	--
2025	0	0	--	0	0	--	0	0	--
2026	0	1	--	0	0	--	0	0	--

YTD									
Type	Motor Vehicle			Motorized Snow Vehicle			Off-Road Vehicle		
Year	Alcohol/Drugs	Incidents	% Change	Alcohol/Drugs	Incidents	% Change	Alcohol/Drugs	Incidents	% Change
2024	0	0	--	0	0	--	0	0	--
2025	0	0	--	0	0	--	0	0	--
2026	0	1	--	0	0	--	0	0	--

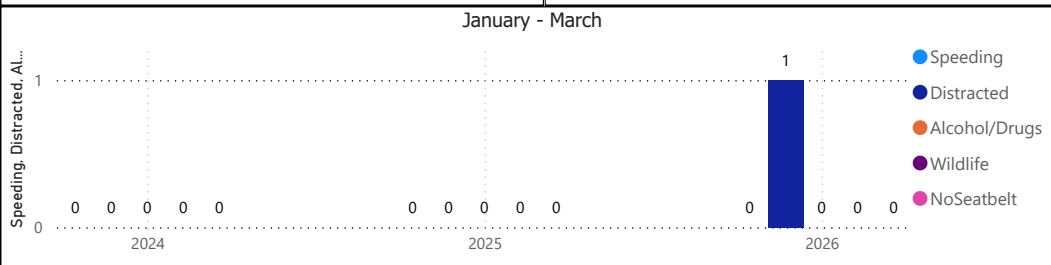
Fatalities in Detachment Area - Persons Killed

January - March						
Type	Motor Vehicle		Motorized Snow Vehicle		Off-Road Vehicle	
Year	Persons Killed	% Change	Persons Killed	% Change	Persons Killed	% Change
2024	0	--	0	--	0	--
2025	0	--	0	--	0	--
2026	1	--	0	--	0	--

YTD						
Type	Motor Vehicle		Motorized Snow Vehicle		Off-Road Vehicle	
Year	Persons Killed	% Change	Persons Killed	% Change	Persons Killed	% Change
2024	0	--	0	--	0	--
2025	0	--	0	--	0	--
2026	1	--	0	--	0	--

Primary Causal Factors in Fatal Motor Vehicle Collisions

	January - March			YTD		
	2024	2025	2026	2024	2025	2026
Speeding	0	0	0	0	0	0
Speeding % Change	--	--	--	--	--	--
Distracted	0	0	1	0	0	1
Distracted % Change	--	--	--	--	--	--
Alcohol/Drugs	0	0	0	0	0	0
Alcohol/Drugs % Change	--	--	--	--	--	--
Wildlife	0	0	0	0	0	0
Wildlife % Change	--	--	--	--	--	--
NoSeatbelt	0	0	0	0	0	0
NoSeatbelt YoY%	--	--	--	--	--	--



Data source (Collision Reporting System) date:
29-Apr-2026

Detachment: 3S - HAWKESBURY
Location code(s): 3S00 - HAWKESBURY

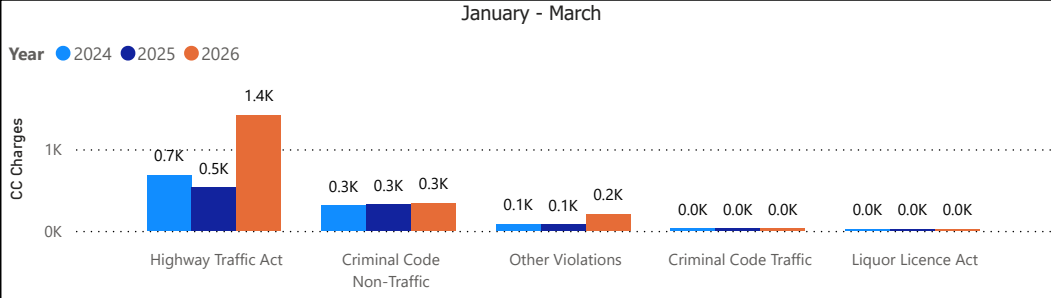
Area(s): ALL
Data source date:
29-Apr-2026

Report Generated on:
29-Apr-2026 11:21:28 AM

**OPP Detachment Board Report
Records Management System
January - March 2026**

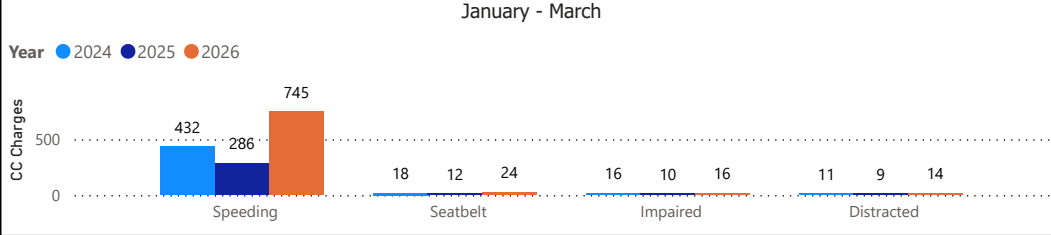
Criminal Code and Provincial Statute Charges Laid						
January - March						
Year	2024		2025		2026	
ChargeCategory1	Offence Count	% Change	Offence Count	% Change	Offence Count	% Change
Criminal Code Non-Traffic	307	5.5%	322	4.9%	336	4.3%
Criminal Code Traffic	27	-32.5%	25	-7.4%	25	0.0%
Highway Traffic Act	684	52.7%	529	-22.7%	1,419	168.2%
Liquor Licence Act	4	-33.3%	5	25.0%	12	140.0%
Other Violations	80	-9.1%	76	-5.0%	204	168.4%
Total	1,102	26.2%	957	-13.2%	1,996	108.6%

YTD						
Year	2024		2025		2026	
ChargeCategory1	Offence Count	% Change	Offence Count	% Change	Offence Count	% Change
Criminal Code Non-Traffic	307	5.5%	322	4.9%	336	4.3%
Criminal Code Traffic	27	-32.5%	25	-7.4%	25	0.0%
Highway Traffic Act	684	52.7%	529	-22.7%	1,419	168.2%
Liquor Licence Act	4	-33.3%	5	25.0%	12	140.0%
Other Violations	80	-9.1%	76	-5.0%	204	168.4%
Total	1,102	26.2%	957	-13.2%	1,996	108.6%



Traffic Related Charges						
January - March						
Year	2024		2025		2026	
ChargeCategory2	Offence Count	% Change	Offence Count	% Change	Offence Count	% Change
Speeding	432	98.2%	286	-33.8%	745	160.5%
Seatbelt	18	80.0%	12	-33.3%	24	100.0%
Impaired	16	-33.3%	10	-37.5%	16	60.0%
Distracted	11	175.0%	9	-18.2%	14	55.6%

YTD						
Year	2024		2025		2026	
ChargeCategory2	Offence Count	% Change	Offence Count	% Change	Offence Count	% Change
Speeding	432	98.2%	286	-33.8%	745	160.5%
Seatbelt	18	80.0%	12	-33.3%	24	100.0%
Impaired	16	-33.3%	10	-37.5%	16	60.0%
Distracted	11	175.0%	9	-18.2%	14	55.6%



Detachment: 3S - HAWKESBURY

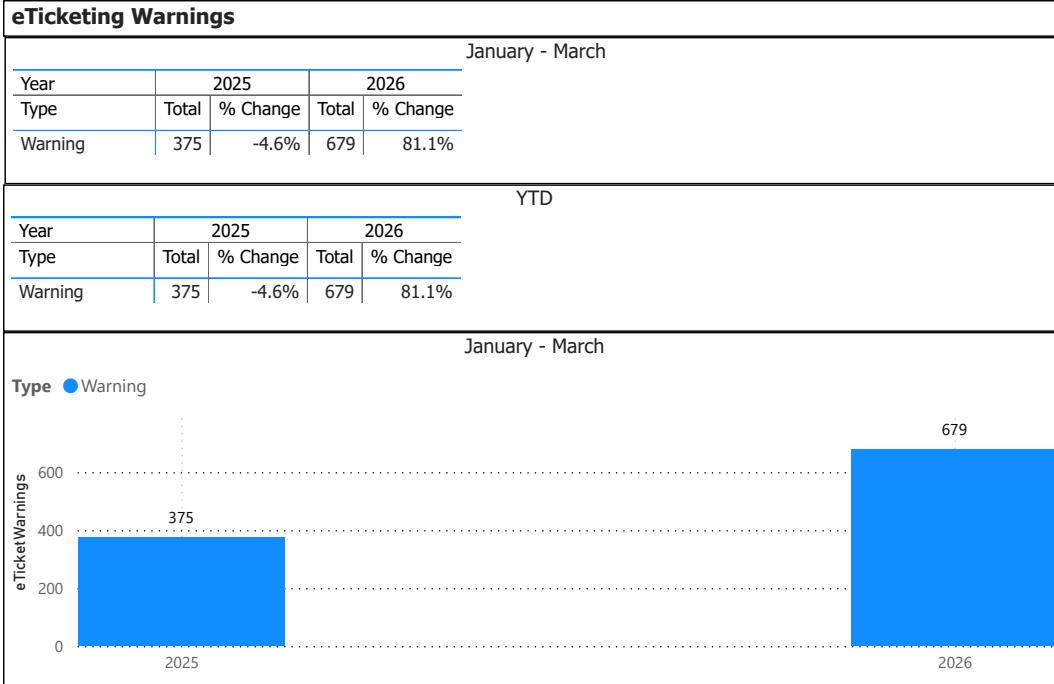
Location code(s): 3S00 - HAWKESBURY

Area(s): ALL

Data source date:
29-Apr-26

Report Generated on:
29-Apr-2026 11:21:28 AM

**OPP Detachment Board Report
Records Management System
January - March 2026**



Note: The eTicketing system was not fully implemented until the end of 2022, therefore data is only available beginning in 2023. % Change in 2023 may appear higher in this report due to the incomplete 2022 data.

Detachment: 3S - HAWKESBURY

Location code(s): 3S00 - HAWKESBURY

Area(s): ALL

Data source date:

29-Apr-26

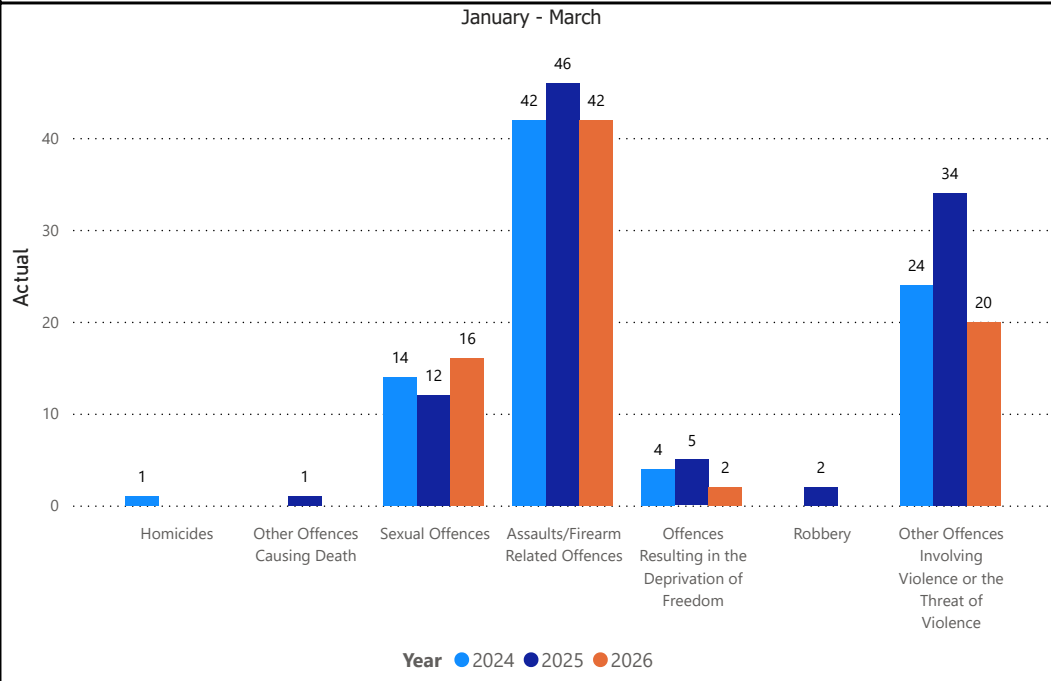
Report Generated on:

29-Apr-2026 11:23:40 AM

**OPP Detachment Board Report
Records Management System
January - March 2026**

Violent Crime						
January-March						
Year	2024		2025		2026	
	Actual	% Change	Actual	% Change	Actual	% Change
ViolationGrp						
Homicides	1	--	0	-100.0%	0	--
Other Offences Causing Death	0	--	1	--	0	-100.0%
Attempted Murder	0	-100.0%	0	--	0	--
Sexual Offences	14	7.7%	12	-14.3%	16	33.3%
Assaults/Firearm Related Offences	42	20.0%	46	9.5%	42	-8.7%
Offences Resulting in the Deprivation of Freedom	4	300.0%	5	25.0%	2	-60.0%
Robbery	0	--	2	--	0	-100.0%
Other Offences Involving Violence or the Threat of Violence	24	4.3%	34	41.7%	20	-41.2%
Offences in Relation to Sexual Services	0	--	0	--	0	--
Total	85	16.4%	100	17.6%	80	-20.0%

YTD						
Year	2024		2025		2026	
	Actual	% Change	Actual	% Change	Actual	% Change
ViolationGrp						
Homicides	1	--	0	-100.0%	0	--
Other Offences Causing Death	0	--	1	--	0	-100.0%
Attempted Murder	0	-100.0%	0	--	0	--
Sexual Offences	14	7.7%	12	-14.3%	16	33.3%
Assaults/Firearm Related Offences	42	20.0%	46	9.5%	42	-8.7%
Offences Resulting in the Deprivation of Freedom	4	300.0%	5	25.0%	2	-60.0%
Robbery	0	--	2	--	0	-100.0%
Other Offences Involving Violence or the Threat of Violence	24	4.3%	34	41.7%	20	-41.2%
Offences in Relation to Sexual Services	0	--	0	--	0	--
Total	85	16.4%	100	17.6%	80	-20.0%



Detachment: 3S - HAWKESBURY

Location code(s): 3S00 - HAWKESBURY

Area(s): ALL

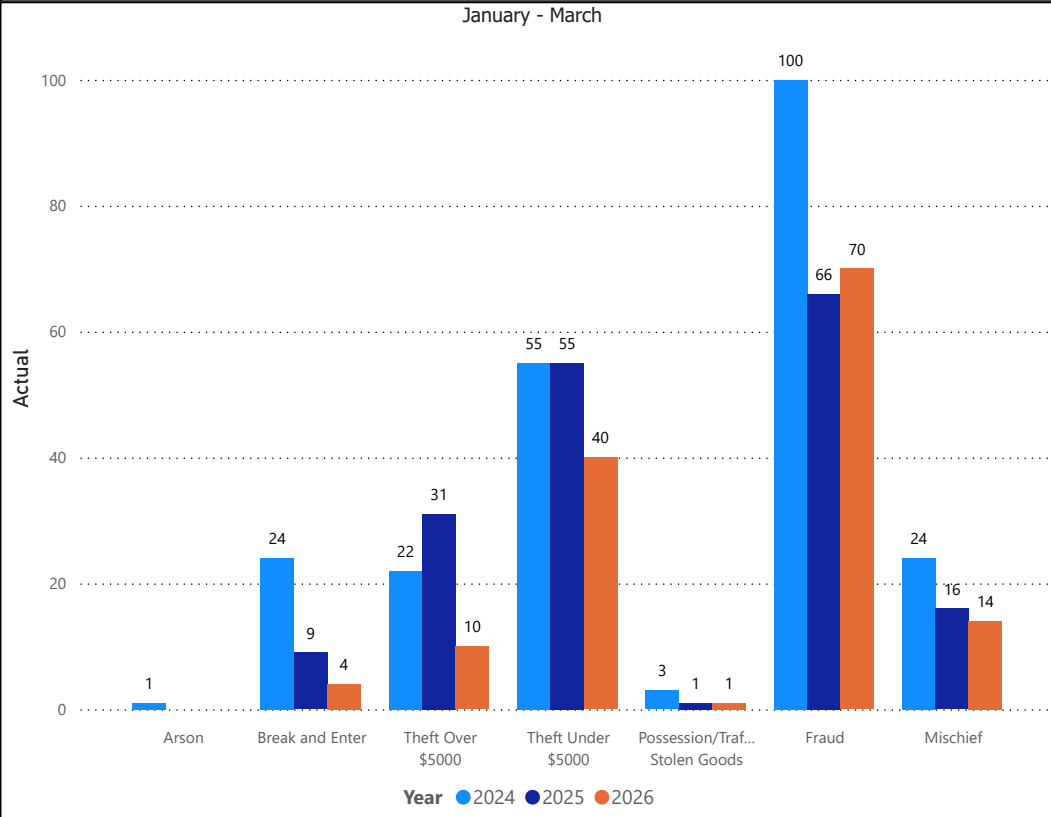
Data source date:
29-Apr-2026

Report Generated on:
29-Apr-2026 11:21:28 AM

**OPP Detachment Board Report
Records Management System
January - March 2026**

Property Crime						
January - March						
Year	2024		2025		2026	
ViolationGrp	Actual	% Change	Actual	% Change	Actual	% Change
Arson	1	--	0	-100.0%	0	--
Break and Enter	24	380.0%	9	-62.5%	4	-55.6%
Theft Over \$5000	22	-26.7%	31	40.9%	10	-67.7%
Theft Under \$5000	55	-3.5%	55	0.0%	40	-27.3%
Possession/Trafficking Stolen Goods	3	-70.0%	1	-66.7%	1	0.0%
Fraud	100	42.9%	66	-34.0%	70	6.1%
Mischief	24	14.3%	16	-33.3%	14	-12.5%
Total	229	18.7%	178	-22.3%	139	-21.9%

YTD						
Year	2024		2025		2026	
ViolationGrp	Actual	% Change	Actual	% Change	Actual	% Change
Arson	1	--	0	-100.0%	0	--
Break and Enter	24	380.0%	9	-62.5%	4	-55.6%
Theft Over \$5000	22	-26.7%	31	40.9%	10	-67.7%
Theft Under \$5000	55	-3.5%	55	0.0%	40	-27.3%
Possession/Trafficking Stolen Goods	3	-70.0%	1	-66.7%	1	0.0%
Fraud	100	42.9%	66	-34.0%	70	6.1%
Mischief	24	14.3%	16	-33.3%	14	-12.5%
Total	229	18.7%	178	-22.3%	139	-21.9%



Detachment: 3S - HAWKESBURY

Location code(s): 3S00 - HAWKESBURY

Area(s): ALL

Data source date:
29-Apr-2026

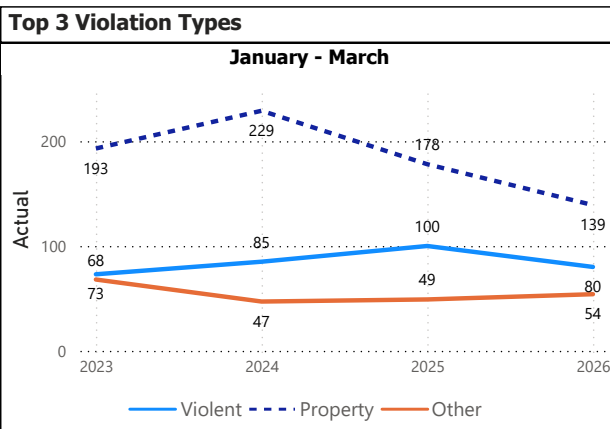
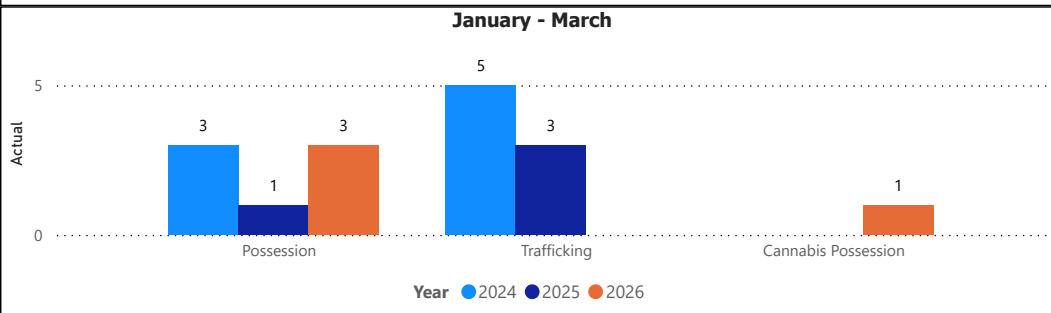
Report Generated on:
29-Apr-2026 11:21:28 AM

**OPP Detachment Board Report
Records Management System
January - March 2026**

Drug Crime

January - March						
Year	2024		2025		2026	
ViolationGrp	Actual	% Change	Actual	% Change	Actual	% Change
Possession	3	-25.0%	1	-66.7%	3	200.0%
Trafficking	5	0.0%	3	-40.0%	0	-100.0%
Importation & Production	0	--	0	--	0	--
Cannabis Possession	0	--	0	--	1	--
Cannabis Distribution	0	--	0	--	0	--
Cannabis Sale	0	--	0	--	0	--
Cannabis Importation & Exportation	0	--	0	--	0	--
Cannabis Production	0	--	0	--	0	--
Other Cannabis Violations	0	--	0	--	0	--
Total	8	-11.1%	4	-50.0%	4	0.0%

YTD						
Year	2024		2025		2026	
ViolationGrp	Actual	% Change	Actual	% Change	Actual	% Change
Possession	3	-25.0%	1	-66.7%	3	200.0%
Trafficking	5	0.0%	3	-40.0%	0	-100.0%
Importation & Production	0	--	0	--	0	--
Cannabis Possession	0	--	0	--	1	--
Cannabis Distribution	0	--	0	--	0	--
Cannabis Sale	0	--	0	--	0	--
Cannabis Importation & Exportation	0	--	0	--	0	--
Cannabis Production	0	--	0	--	0	--
Other Cannabis Violations	0	--	0	--	0	--
Total	8	-11.1%	4	-50.0%	4	0.0%



Top 5 Violation Groups

January - March

ViolationGrp	2023	2024	2025	2026	Total
Fraud	70	100	66	70	306
Theft Under \$5000	57	55	55	40	207
Assaults/Firearm Related Offences	35	42	46	42	165
Failure to Comply	53	30	33	43	159
Other Offences Involving Violence or the Threat of Violence	23	24	34	20	101

Detachment: 35 - HAWKESBURY

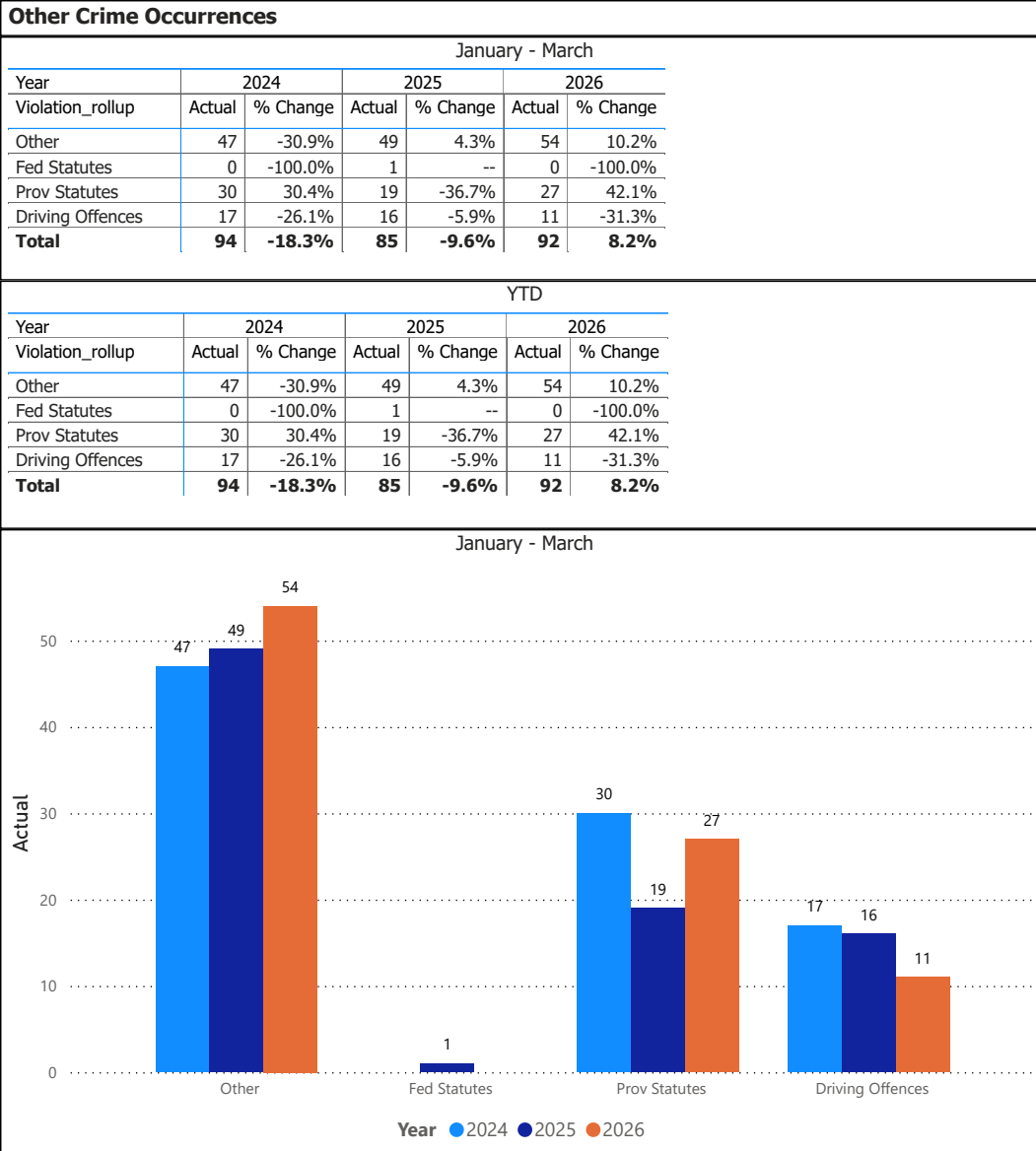
Location code(s): 3500 - HAWKESBURY

Area(s): ALL

Data source date:
29-Apr-2026

Report Generated on:
29-Apr-2026 11:21:28 AM

**OPP Detachment Board Report
Records Management System
January - March 2026**



Detachment: 3S - HAWKESBURY
Location code(s): 3S00 - HAWKESBURY

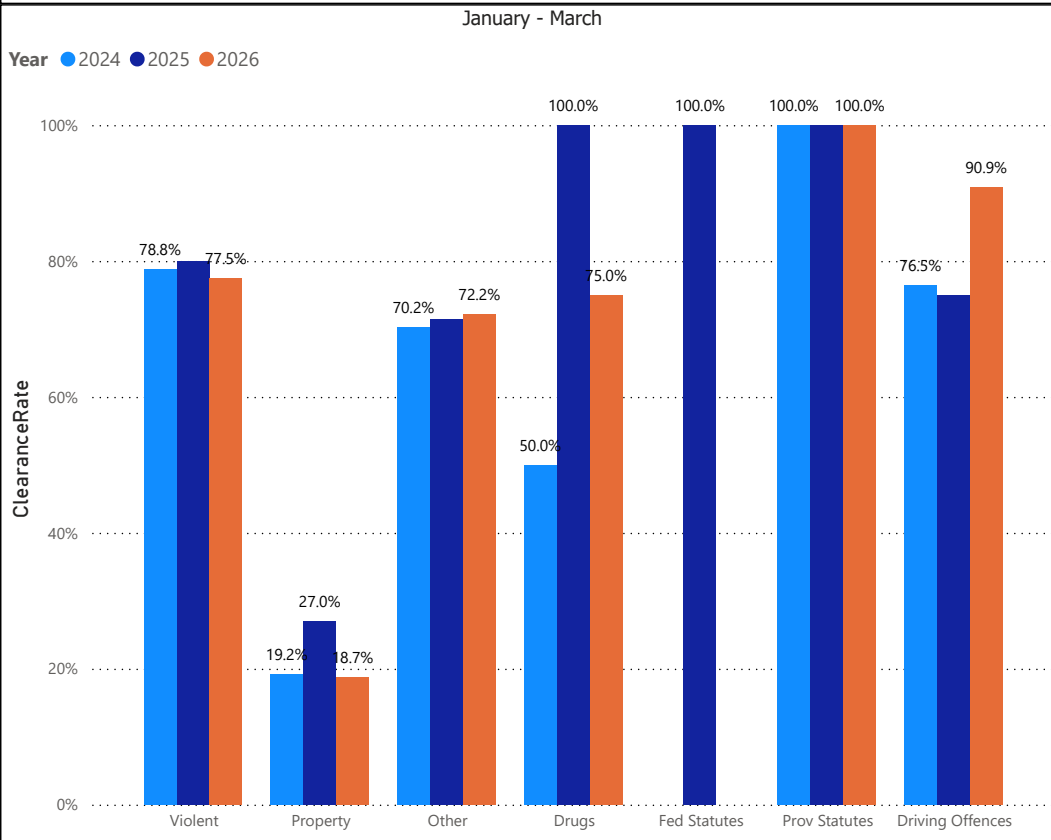
Area(s): ALL
Data source date:
29-Apr-2026

Report Generated on:
29-Apr-2026 11:21:28 AM

**OPP Detachment Board Report
Records Management System
January - March 2026**

Clearance Rate						
January - March						
Year	2024		2025		2026	
	%	% Change	%	% Change	%	% Change
Violent	78.8%	15.1%	80.0%	1.5%	77.5%	-3.1%
Property	19.2%	19.6%	27.0%	40.3%	18.7%	-30.6%
Other	70.2%	-11.6%	71.4%	1.7%	72.2%	1.1%
Drugs	50.0%	-50.0%	100.0%	100.0%	75.0%	-25.0%
Fed Statutes		--	100.0%	--		-100.0%
Prov Statutes	100.0%	4.5%	100.0%	0.0%	100.0%	0.0%
Driving Offences	76.5%	-12.1%	75.0%	-1.9%	90.9%	21.2%

YTD						
Year	2024		2025		2026	
	%	% Change	%	% Change	%	% Change
Violation_rollup						
Violent	78.8%	15.1%	80.0%	1.5%	77.5%	-3.1%
Property	19.2%	19.6%	27.0%	40.3%	18.7%	-30.6%
Other	70.2%	-11.6%	71.4%	1.7%	72.2%	1.1%
Drugs	50.0%	-50.0%	100.0%	100.0%	75.0%	-25.0%
Fed Statutes		--	100.0%	--		-100.0%
Prov Statutes	100.0%	4.5%	100.0%	0.0%	100.0%	0.0%
Driving Offences	76.5%	-12.1%	75.0%	-1.9%	90.9%	21.2%



Detachment: 3S - HAWKESBURY

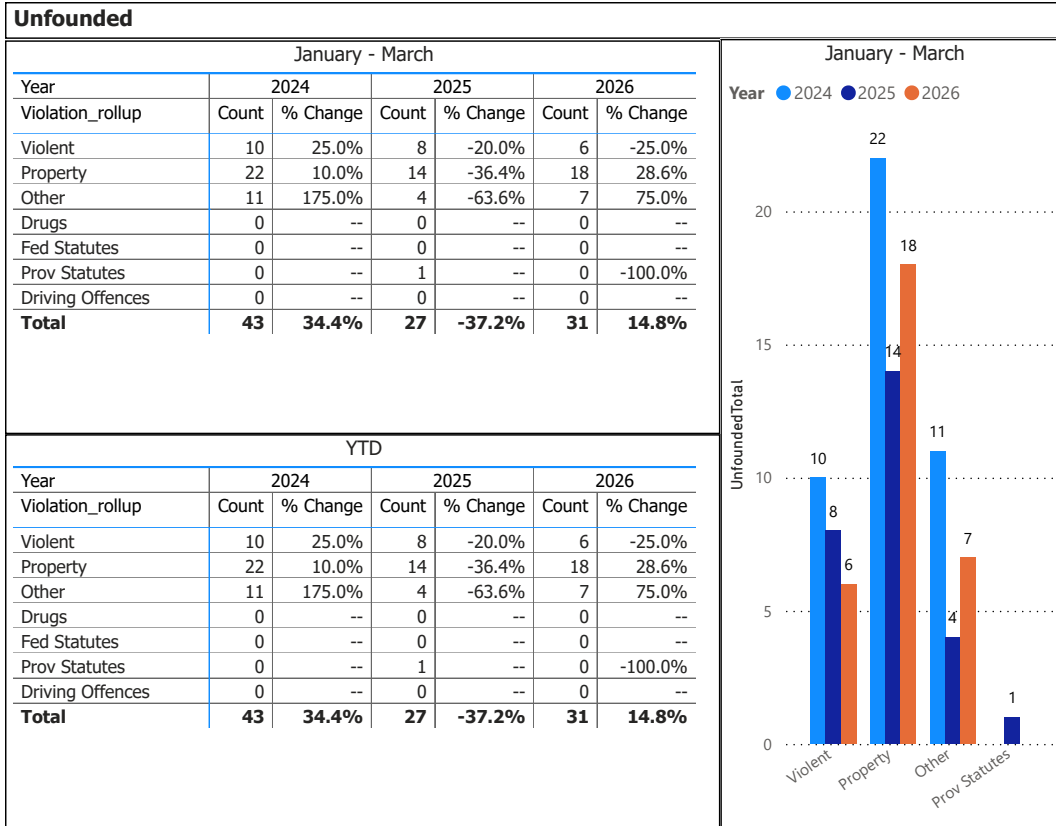
Location code(s): 3S00 - HAWKESBURY

Area(s): ALL

Data source date:
29-Apr-2026

Report Generated on:
29-Apr-2026 11:21:28 AM

**OPP Detachment Board Report
Records Management System
January - March 2026**



Detachment: 3S - HAWKESBURY

Location code(s): 3S00 - HAWKESBURY

Area(s): ALL

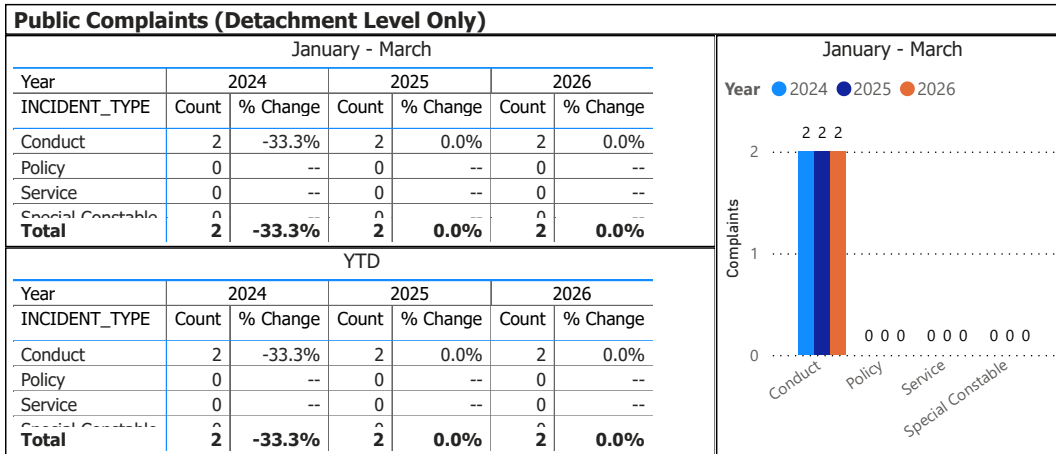
Data source date:

29-Apr-2026

Report Generated on:

29-Apr-2026 11:21:28 AM

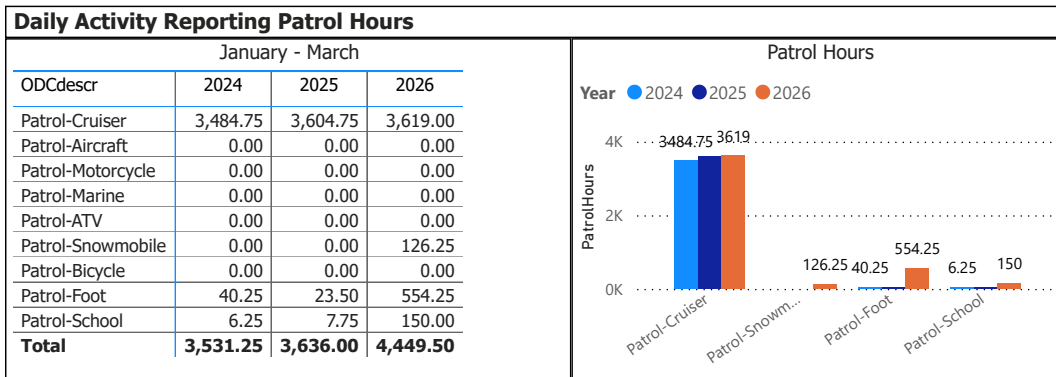
**OPP Detachment Board Report
Records Management System
January - March 2026**



Data source: RMS Data Feed
Ontario Provincial Police, Professional Standards Bureau Commander Reports - File Manager System

Data source date:
29-Apr-2026

Daily Activity Reporting



Data source (Daily Activity Reporting System) date:
29-Apr-2026

Detachment: 3S - HAWKESBURY
Location code(s): 3S00 - HAWKESBURY

Data source date:
29-Apr-2026

Report Generated on:
29-Apr-2026 11:21:28 AM

**OPP Detachment Board Report
Records Management System
January - March 2026**

Youth Charges by Disposition Type			
January - March			
Disposition_Type	2024	2025	2026
Bail	0	0	0
Conference	0	0	0
Conviction	1	13	0
Diversion	18	3	2
NonConviction	2	19	3
NotAccepted	0	0	0
Total	21	38	7

YTD			
Disposition_Type	2024	2025	2026
Bail	0	0	0
Conference	0	0	0
Conviction	1	13	0
Diversion	18	3	2
NonConviction	2	19	3
NotAccepted	0	0	0
Total	21	38	7

Youth Charges by Disposition and Occurrence Type							
January - March							
Year	2026						Total
OccType	Bail	Conviction	Diversion	NonConviction	NotAccepted	POATicket	
Assault	0	0	2	3	0		5
eTicket - Vehicle		0	0	0	0	2	2
Total	0	0	2	3	0	2	7

YTD							
Year	2026						Total
OccType	Bail	Conviction	Diversion	NonConviction	NotAccepted	POATicket	
Assault	0	0	2	3	0		5
eTicket - Vehicle		0	0	0	0	2	2
Total	0	0	2	3	0	2	7

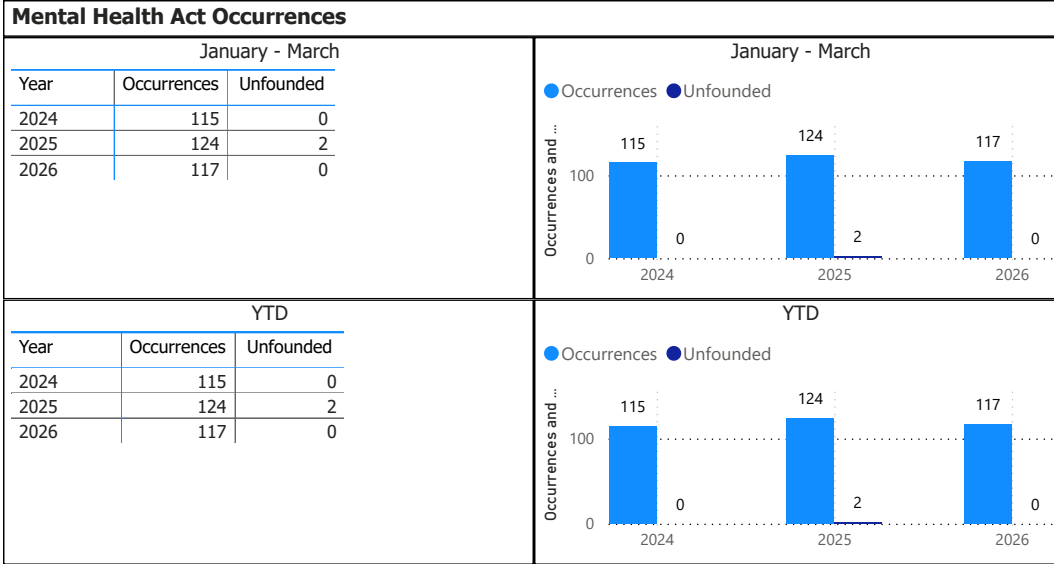
The tables and chart on this page present summarized youth charges by disposition and occurrence type that have been recorded in the OPP Niche RMS application. Of note... the Niche data sourced for this report page only lists youth charges that have had a disposition type entered against them. Therefore, please be aware that the counts of youth charges entries on this report page are under stating the potential sum of youth charges that are in OPP Niche RMS.

Detachment: 3S - HAWKESBURY
Location code(s): 3S00 - HAWKESBURY

Area(s): ALL
Data source date:
29-Apr-2026

Report Generated on:
29-Apr-2026 11:25:50 AM

**OPP Detachment Board Report
Records Management System
January - March 2026**



January - March		
Year	2026	
OccurrenceType	Occurrences	Unfounded
Ambulance Assistance	1	0
Assault	7	0
Attempt or threat of suicide	26	0
Breach of probation	1	0
Cyber Enabled Crime - Online Fraud	1	0
Disturb the peace	1	0
Family dispute	1	0
Impaired/over 80	1	0
Intimate Partner Violence	7	0
Mental health act	70	0
Mischief	1	0
Total	117	0

Detachment: 35 - HAWKESBURY

Location code(s): 3500 - HAWKESBURY

Area(s): ALL

Data source date:
29-Apr-2026

Report Generated on:
29-Apr-2026 11:21:28 AM

**OPP Detachment Board Report
Records Management System
January - March 2026**

Overdose Occurrences			
January - March			YTD
Fatal	2024	2025	2026
<input type="checkbox"/> Fatal	0	0	0
non-opioid overdose	0	0	0
opioid overdose	0	0	0
<input type="checkbox"/> non-Fatal	0	0	0
non-opioid overdose	0	0	0
opioid overdose	0	0	0
Total	0	0	0

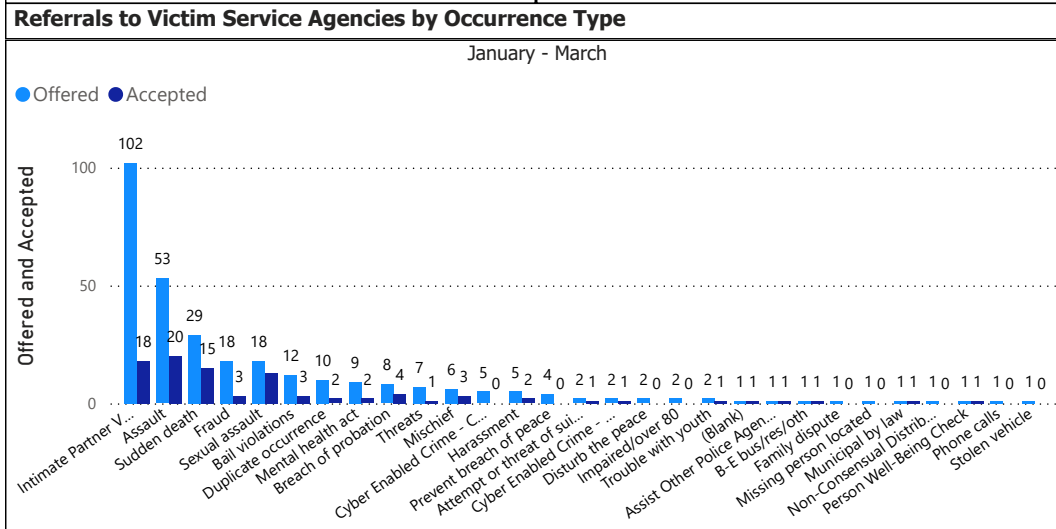
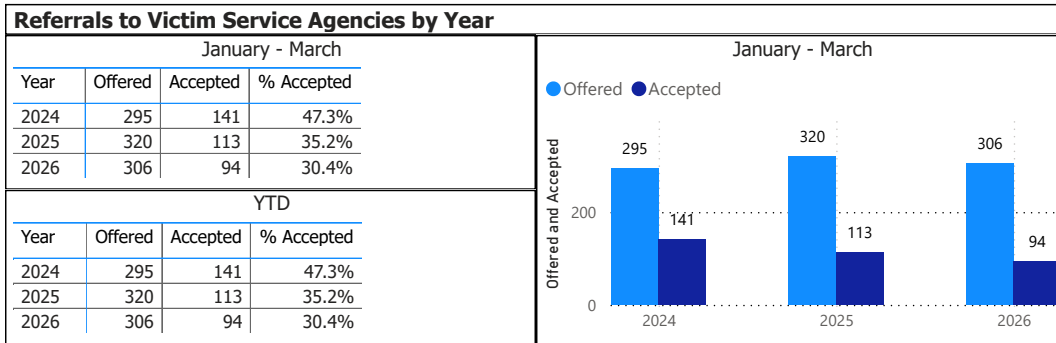
Fatal Overdose Occurrences		Non-Fatal Overdose Occurrences	
January - March		January - March	
<p>● non-opioid overdose ● opioid overdose</p>		<p>● non-opioid overdose ● opioid overdose</p>	

Detachment: 3S - HAWKESBURY
Location code(s): 3S00 - HAWKESBURY

Area(s): ALL
Data source date:
29-Apr-2026

Report Generated on:
29-Apr-2026 11:21:28 AM

OPP Detachment Board Report Records Management System January - March 2026



Referrals Accepted (%) by Age Group

January - March			
PersonAgeRange	2024	2025	2026
	8.1%		
11 - 16	60.0%	25.0%	57.1%
17 - 25	92.9%	38.8%	37.5%
26 - 45	95.2%	33.8%	26.1%
46 - 65	97.4%	33.3%	31.0%
6 - 10	100.0%	50.0%	100.0%
Over 65	83.3%	46.9%	29.2%
Under 6		0.0%	0.0%

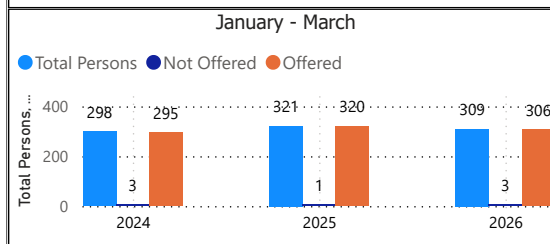
YTD			
PersonAgeRange	2024	2025	2026
	8.1%		
11 - 16	60.0%	25.0%	57.1%
17 - 25	92.9%	38.8%	37.5%
26 - 45	95.2%	33.8%	26.1%
46 - 65	97.4%	33.3%	31.0%
6 - 10	100.0%	50.0%	100.0%
Over 65	83.3%	46.9%	29.2%
Under 6		0.0%	0.0%

Referrals Not Offered

January - March			
ServicesNotOfferedReason	2024	2025	2026
	0	0	0
	0	0	0
Victim deceased or unable to respond	3	0	2
Victim resides outside Ontario	0	1	1

YTD

ServicesNotOfferedReason	2024	2025	2026
	0	0	0
	0	0	0
Victim deceased or unable to respond	3	0	2
Victim resides outside Ontario	0	1	1



Detachment: 3S - HAWKESBURY
Location code(s): 3S00 - HAWKESBURY

Area(s): ALL
Data source date:
29-Apr-2026

Report Generated on:
29-Apr-2026 11:21:28 AM

OPP Detachment Board Report
Report Information Page

Report Data Source Information:

Data Sources Utilized

- Niche RMS – CTSB Data Feed
- Collision Reporting System (eCRS)
- POIB File Manager
- Daily Activity Reporting System

Niche RMS

RMS data presented in this report is dynamic in nature and any numbers may change over time as the OPP continue to investigate and solve crime.

The following report tabs acquire their data from the OPP Niche RMS – CTSB Data Feed

- Complaints (Public Complaints Section Only)
- Charges
- Warnings
- Violent Crime
- Property Crime
- Drug Crime
- Clearance Rate
- Unfounded
- Other Crime
- Youth Charges
- MHA – Mental Health Act
- Overdose
- Victim Services

Collision Reporting System (eCRS)

Traffic related data for Collisions and Fatalities are collected from the OPP eCRS application.

The following report tabs acquire their data from the OPP eCRS (Collision Reporting System)

- Collisions
- Fatalities

DAR (Daily Activity Reporting)

Patrol hours are collected from the OPP DAR application.

The following report tabs acquire their data from the OPP DAR (Daily Activity Reporting)

- Complaints (Patrol Hours Section Only)